


The 25th Universiade Belgrade 2009

Volleyball

Results by Sport

July 12, 2009







Saturday, July 11, 2009

To: All Men's and Women's Volleyball Teams participating in 2009 Summer Universiade Men's and Women's Volleyball competitions.

The FISU Technical Committee for Volleyball would like to congratulate the four Men's and four Women's championship finalist teams

WOMEN	MEN
Italy	Brazil
Poland	Czech Republic
Russia	Egypt
Serbia	Russia

on their excellent performances throughout the 25th Universiade Men's and Women's Volleyball Championships in Belgrade, Serbia.

The Technical Committee would also like to praise the high quality of performance and fair play of all the teams. The future of volleyball is in very skilled hands.


We also take this opportunity to acknowledge the special achievement of the Men's team of Egypt as this is the first time a team from the continent of Africa has achieved a medal in the 50 year history of Men's Volleyball at the Summer Universiade.

Our special thanks to the forty international volleyball referees that accompanied the teams. Their technical expertise and experience allowed us to carry out the one hundred and thirty six matches tournaments at a high level.

Finally and most importantly. Thank you to the Organizing Committee and the hundreds of volunteers and staff whose friendly and enthusiastic work made the stay in Belgrade very enjoyable.

We wish all players, coaches, and officials future success and hope to meet you again at the 2011 Universiade in Shenzhen, China.

Respectfully



Mark Tennant, Chairman
F.I.S.U. Technical Committee (Beach Volleyball)



Thorsten Endres, Technical Delegate
International Volleyball Federation (FIVB)

Results

Men

From Saturday - July 11, 2009

MATCH RESULTS

P2

Match Duration: 1h40m
Spectators: 50

RSA vs CHN

3 vs 1

Team	Sets	1	2	3	4	Total
RSA	3	23	25	25	25	98
CHN	1	25	23	23	17	88
	Playing Time	24m	23m	23m	21m	1h31m

First Referee: Correa Antonio (ESP)

Second Referee: Miklosic Sanja (SLO)

RSA - SOUTH AFRICA								
No	C/L	Name	1	2	3	4	5	Pts
1	L	Govender Quellin	L	L	L	L		0
2		Rabi Themba	6	6	6	6		4
3		Dlamini Muziwandile			2	3		2
4		Rossouw Antonio	5	5	5	5		12
5		Daniels Deneil						0
6		Thekiso Khaile Elias	1	1	1	1		2
7		Goldschmidt Grant	4	4	4	4		18
8	C	Klostermann Patrick	2	2	2	2		18
10		Mabaso Sandile				4		0
11		Lekoloane Thabiso		6	6	6		1
12		Williams Leo	3	3	3	2		13

Head Coach:
Assistant Coach: Kekana Tshetlo Andries (RSA)

CHN - CHINA								
No	C/L	Name	1	2	3	4	5	Pts
1		Chen Wei						0
2		Shen Weijie	2	2	2	2		7
3		Liu Yang						0
4	L	Li Yi		L	L	L		0
5		Yang Guodong				13		1
6		Xue Qiang	3	3	3	3		7
7		Wang Maoji	6	6	6	6		0
8		Li Xiaolong						0
9		Zhang Qi				16		0
11	C	Wang Daheng	4	4	4	4		24
13		Fu Yujia	1	1	1	1		14
16		Jiang Shan	5	5	5	5		7

Head Coach: Zhou Fang (CHN)
Assistant Coach: FU Hao (CHN)

TEAM AND PLAYER PERFORMANCES

Won	Total Atts	No	Name
48	107	Total Team	
15	29	7	Goldschmidt Grant
9	31	8	Klostermann Patrick
9	17	4	Rossouw Antonio
13	45	Total Team	
5	12	8	Klostermann Patrick
4	11	12	Williams Leo
2	7	7	Goldschmidt Grant
9	96	Total Team	
4	23	8	Klostermann Patrick
3	13	4	Rossouw Antonio
1	18	7	Goldschmidt Grant
28		Total Team	
98	248	Total Team	
18	66	8	Klostermann Patrick

Scoring Skills
Spike
Block
Serve
Opp Error
Total
Best Scorer

Won	Total Atts	No	Name
43	96	Total Team	
18	40	11	Wang Daheng
11	28	13	Fu Yujia
5	12	16	Jiang Shan
14	50	Total Team	
4	10	11	Wang Daheng
3	10	6	Xue Qiang
3	6	13	Fu Yujia
3	90	Total Team	
2	14	11	Wang Daheng
1	22	2	Shen Weijie
28		Total Team	
88	236	Total Team	
24	64	11	Wang Daheng

Legend:

Atts	Attempts	C	Team Captain	L	Libero Player	L	Substitute Libero
n	Starting Line-Up where n=starting position on Court (i.e. positions 1 to 6)			Opp	Opponent	Pts	Points scored
nn	Substitute where nn=jersey number of out going player						

MATCH RESULTS
P2
Match Duration: 1h38m
Spectators: 100

SUI vs MNE
3 vs 1

Team	Sets	1	2	3	4	Total
SUI	3	25	25	17	25	92
MNE	1	17	19	25	18	79
	Playing Time	20m	25m	22m	22m	1h29m

First Referee: Szmydinski Krzysztof (POL)

Second Referee: Markelj Blaz (SLO)

SUI - SWITZERLAND									
No	C/L	Name	1	2	3	4	5	Pts	
1		Raffaelli Alessandro			11			4	
2	L	Werner Daniel	L	L	L	L		0	
3		Brander Fabian	4	5	4	5		8	
5		Augsburger Christophe	6	1	6	1		7	
7		Warynski Bastien			14			0	
8		Baldy Nicolas			3			0	
10	C	Bruschweiler Joel	2	3	2	3		20	
11		Willi Christian	3	4	3	4		11	
12		Schlapfer Adrian	5	6	5	6		14	
13		Zurgilgen Raphael			12			1	
14		Hominal Cedric	1	2	1	2		3	
17		Abramov Stepan	3					0	
Head Coach:		Bolle Michel (SUI)							
Assistant Coach:		Bettello Dario (SUI)							

MNE - MONTENEGRO									
No	C/L	Name	1	2	3	4	5	Pts	
1		Dokic Vladimir			13			0	
2		Musabegovic Edin						0	
3		Vlahovic Boris	1	1	1	1		3	
6		Boskovic Ivan	3	3		3		0	
7		Kazic Nikola	2	2	2	2		10	
9	C	Milivojevic Aleksandar	18	5	5	5		6	
12		Djuranovic Marko	6	6	6	6		9	
13		Medenica Vuk	4	4	4	4		18	
15	L	Cabarkapa Dejan	L	L	L	L		0	
17		Jecmenica Ivan	3	3	3	3		7	
18		Djukic Bojan	5			13		1	
Head Coach:		Vukcevic Zoran (MNE)							
Assistant Coach:		Toskovic Aleksandar (MNE)							

TEAM AND PLAYER PERFORMANCES

Won	Total Atts	No	Name
50	120	Total Team	
19	42	10	Bruschweiler Joel
12	33	12	Schlapfer Adrian
7	13	11	Willi Christian
17	70	Total Team	
4	21	5	Augsburger Christophe
4	17	11	Willi Christian
2	10	3	Brander Fabian
1	91	Total Team	
1	9	5	Augsburger Christophe
24		Total Team	
92	281	Total Team	
20	69	10	Bruschweiler Joel

Scoring Skills
Spike
Block
Serve
Opp Error
Total
Best Scorer

Won	Total Atts	No	Name
40	126	Total Team	
15	52	13	Medenica Vuk
9	21	7	Kazic Nikola
6	27	9	Milivojevic Aleksandar
11	62	Total Team	
4	22	12	Djuranovic Marko
4	14	17	Jecmenica Ivan
1	10	13	Medenica Vuk
3	80	Total Team	
2	18	13	Medenica Vuk
1	8	12	Djuranovic Marko
25		Total Team	
79	268	Total Team	
18	80	13	Medenica Vuk

Legend:

Atts	Attempts	C	Team Captain	L	Libero Player	L	Substitute Libero
n	Starting Line-Up where n=starting position on Court (i.e. positions 1 to 6)			Opp	Opponent	Pts	Points scored
nn	Substitute where nn=jersey number of out going player						

MATCH RESULTS

P2

Match Duration: 1h47m
Spectators: 50

AUS vs HKG
3 vs 1

Team	Sets	1	2	3	4	Total
AUS	3	21	25	25	25	96
HKG	1	25	19	23	17	84
	Playing Time	24m	24m	27m	23m	1h38m

First Referee: Janik Tomasz (POL)

Second Referee: Bagde Ali (TUR)

AUS - AUSTRALIA								
No	C/L	Name	1	2	3	4	5	Pts
1		Hughes Jason	10	2	2	2		8
2		Doran Yaegan		1	1	1		0
3	C	Wallace Steve	5	5	1			5
4		Maclean Andrew	4	4	4	4		22
5		Briggs Kiel	12					0
6		Hixson Josh	3	3	3	3		15
7		Hunyadi Luke	12	11				0
8		Minchin Alexander						0
9	L	Dunn Ryan	L	L	L	L		0
10		Todd Christopher	2	3	5	5		6
11		Collins Martin	6	1	1	1		4
12		Goldsbrough-Reardon Nicholas	1	6	6	6		5
Head Coach:			Benson Stephen (AUS)					
Assistant Coach:			Siobhan James (AUS)					

HKG - HONG KONG CHINA								
No	C/L	Name	1	2	3	4	5	Pts
1		Lee Chun Lok	4	5	4			5
2		Wu Chun Tung	8	8	8	8		1
3		Chung Wai Wing	5	6	5	6		17
5	C	Kwong Ngai Shing	6	1				1
7		Keung Chun Keung	3	4		9		6
8		Fok Shu Wing	1	2	1	2		6
9		Wong Ka Wai		5	3	4		4
10		Wong Hei Chun		7	6	1		1
11		Chau Po Hong			1	5		5
12		Lee Man Sing	2	3	2	3		12
14	L	Kwok Chung Kan	L	L	L	L		0
17		Hui Po Lam				11		0
Head Coach:			Wong On Tung (HKG)					
Assistant Coach:			Gong Xiao En (HKG)					

TEAM AND PLAYER PERFORMANCES

Won	Total Atts	No	Name	Scoring Skills	Won	Total Atts	No	Name
43	111	Total Team		Spike	46	122	Total Team	
17	41	4	Maclean Andrew		13	21	3	Chung Wai Wing
8	15	6	Hixson Josh		9	16	12	Lee Man Sing
7	18	1	Hughes Jason		6	16	7	Keung Chun Keung
16	55	Total Team		Block	10	41	Total Team	
4	17	6	Hixson Josh		4	14	3	Chung Wai Wing
4	11	12	Goldsbrough-Reardon Nicholas		3	9	12	Lee Man Sing
4	7	4	Maclean Andrew		1	5	9	Wong Ka Wai
6	95	Total Team		Serve	2	85	Total Team	
3	19	6	Hixson Josh		1	11	2	Wu Chun Tung
1	16	4	Maclean Andrew		1	8	1	Lee Chun Lok
1	7	3	Wallace Steve					
31		Total Team		Opp Error	26		Total Team	
96	261	Total Team		Total	84	248	Total Team	
22	64	4	Maclean Andrew	Best Scorer	17	47	3	Chung Wai Wing

Legend:

Atts	Attempts	C	Team Captain	L	Libero Player	L	Substitute Libero
n	Starting Line-Up where n=starting position on Court (i.e. positions 1 to 6)			Opp	Opponent	Pts	Points scored
nn	Substitute where nn=jersey number of out going player						

MATCH RESULTS
P2
Match Duration: 1h50m
Spectators: 100

GBR vs SLO
1 vs 3

Team	Sets	1	2	3	4	Total
GBR	1	17	25	18	24	84
SLO	3	25	20	25	26	96
	Playing Time	22m	27m	25m	27m	1h41m

First Referee: Dikmentepe Bayram (TUR)

Second Referee: Magnusson Johan (SWE)

GBR - GREAT BRITAIN								
No	C/L	Name	1	2	3	4	5	Pts
2		Robertson Alexander	8		14			2
3		Bakare Peter						0
4	L	Howe Matthew	L	L	L	L		0
5		Green Callum	4				11	1
8		Fulton Mark	6		9			0
9		Bakare Oluwadamilola	3	5	3	5		16
10		Hamilton David	5	1	5	1		10
11		Kimber Oliver	2	4	2	4		8
12		Mousley James	5	6	4	6		2
14		Hignett Anthony	9	2	6	2		0
15	C	Miller Joel	1	3	1	3		16
18		Kendray Adam						0
Head Coach:		Banks Joel (GBR)						
Assistant Coach:		Loftus Simon (GBR)						

SLO - SLOVENIA								
No	C/L	Name	1	2	3	4	5	Pts
1	L	Ivartnik Jure	L	L	L	L		0
2		Grut Andrej	2	3	6	6		25
3	C	Novak Ajosa	2		2			0
4		Smitran Dalibor	3	4	1	1		9
5		Erbeznik Gregor						0
6		Stavbar Jernej	6	1	4	4		8
7		Sildenfeld Dario						0
8		Bregant Janko	4	5	2	2		8
9		Serajnik Blaz	1	2	5	5		4
10		Bojinovic Marko		8		8		0
12		Potocnik Marko		9	16	16		0
16		Bercic Nejc	5	6	3	3		12
Head Coach:		Sattler Tine (SLO)						
Assistant Coach:		Bratuz Ziga (SLO)						

TEAM AND PLAYER PERFORMANCES

Won	Total Atts	No	Name	Scoring Skills	Won	Total Atts	No	Name
39	98	Total Team		Spike	50	103	Total Team	
14	33	9	Bakare Oluwadamilola		20	33	2	Grut Andrej
10	27	15	Miller Joel		11	19	16	Bercic Nejc
6	13	11	Kimber Oliver		7	28	8	Bregant Janko
15	48	Total Team		Block	10	40	Total Team	
5	12	10	Hamilton David		3	12	6	Stavbar Jernej
5	8	15	Miller Joel		3	10	4	Smitran Dalibor
2	11	9	Bakare Oluwadamilola		2	7	2	Grut Andrej
1	85	Total Team		Serve	6	95	Total Team	
1	13	15	Miller Joel		3	16	2	Grut Andrej
					2	17	4	Smitran Dalibor
					1	22	6	Stavbar Jernej
29		Total Team		Opp Error	30		Total Team	
84	231	Total Team			96	238	Total Team	
16	55	Total Team		Best Scorer	25	56	Total Team	
		9	Bakare Oluwadamilola				2	Grut Andrej

Legend:			
Atts	Attempts	C	Team Captain
n	Starting Line-Up where n=starting position on Court (i.e. positions 1 to 6)	L	Libero Player
nn	Substitute where nn=jersey number of out going player	Opp	Opponent
		L	Substitute Libero
		Pts	Points scored

MATCH RESULTS

P2

Match Duration: 1h14m
Spectators: 161

GER vs UAE
3 vs 0

Team	Sets	1	2	3	Total
GER	3	25	25	25	75
UAE	0	20	18	19	57
Playing Time		22m	23m	23m	1h08m

First Referee: Diaz Arismendi (PER)

Second Referee: Cameron Andrew (CAN)

GER - GERMANY								
No	C/L	Name	1	2	3	4	5	Pts
1	L	Kohl Fabian	L	L	L			0
2		Delinsky Johannes	5	5	5			0
3		Neumeister Michael	2					0
4	C	Eichbaum Christoph	3	2	3			7
5		Tafelmayer Florian	6	5	6			5
6		Fischer Felix						0
7		Kuhner Sebastian	3	1	2			7
8		Helbig Christoph	5					1
9		Haas Alexander	4	4	4			0
10		Bohme Matthias	8	4	5			14
12		Holschen Malte	4	3	4			11
14		Zachrich Jaromir	1	6	1			6
Head Coach:			Werscheck Bernd (GER)					
Assistant Coach:			Schops Michael (GER)					

UAE - UNITED ARAB EMIRATES								
No	C/L	Name	1	2	3	4	5	Pts
2	L	Al Ali Mohamed	L	L	L			0
7		Obaid Saeed	3	4	3			4
9		Bin Khayef Majid	1	2	1			0
10	C	Al Ali Hasan						0
11		Al Marzonqi Amer	5	6	5			17
12		Hamza Nabil	15	15	13			3
13		Hamza Khalid	2	3	2			2
14		Al Maamari Mohamed						0
15		Mohammad Marwan	4	5	4			6
16		Al Baloshi Hassan	6	1	6			6
Head Coach:			Al Mulla Fahad Abdulrahman (UAE)					
Assistant Coach:			Al Husani Nasser Humaid Nasser (UAE)					

TEAM AND PLAYER PERFORMANCES

Won	Total Atts	No	Name	Scoring Skills	Won	Total Atts	No	Name
38	73	Total Team		Spike	30	81	Total Team	
11	16	10	Bohme Matthias		13	30	11	Al Marzonqi Amer
7	10	12	Holschen Malte		5	17	15	Mohammad Marwan
6	12	4	Eichbaum Christoph		4	7	16	Al Baloshi Hassan
11	46	Total Team		Block	5	26	Total Team	
4	16	12	Holschen Malte		2	10	16	Al Baloshi Hassan
3	7	5	Tafelmayer Florian		2	5	11	Al Marzonqi Amer
2	4	10	Bohme Matthias		1	3	7	Obaid Saeed
2	73	Total Team		Serve	3	59	Total Team	
1	13	7	Kuhner Sebastian		2	10	11	Al Marzonqi Amer
1	8	10	Bohme Matthias		1	13	15	Mohammad Marwan
24		Total Team		Opp Error	19		Total Team	
75	192	Total Team		Total	57	166	Total Team	
14	28	10	Bohme Matthias	Best Scorer	17	45	11	Al Marzonqi Amer

Legend:

Atts	Attempts	C	Team Captain	L	Libero Player	L	Substitute Libero
n	Starting Line-Up where n=starting position on Court (i.e. positions 1 to 6)			Opp	Opponent	Pts	Points scored
nn	Substitute where n=jersey number of out going player						

MATCH RESULTS
P2
Match Duration: 1h19m
Spectators: 333

JPN vs SWE
3 vs 0

Team	Sets	1	2	3	Total
JPN	3	25	25	25	75
SWE	0	19	17	20	56
Playing Time		24m	23m	25m	1h12m

First Referee: Mousseau Malcolm (CAN)

Second Referee: Hantoubi Khaled Rashed A. (UAE)

JPN - JAPAN								
No	C/L	Name	1	2	3	4	5	Pts
1	C	Suga Naoya	1	2	1			1
2		Shibakoya Yasuyuki	2	3	2			16
3	L	Nagano Takeshi	L	L	L			0
4		Aizawa Hisashi	3	4	3			9
5		Suzuki Yuji	5	6	5			3
6		Okamoto Shogo	5					0
7		Naito Kazuya	12	12	12			1
8		Takamatsu Takuya	2	2	2			0
9		Furuta Shiro	4	5	4			15
10		Yako Daisuke	4	2				0
11		Chijiki Shunsuke						0
12		Yasunaga Takuya	6	1	6			3
Head Coach:		Tokunaga Fumitoshi (JPN)						
Assistant Coach:		Kimura Masanori (JPN)						

SWE - SWEDEN								
No	C/L	Name	1	2	3	4	5	Pts
1		Gustavsson Matthias			1			0
2	C	Yngerskog Martin	5	9	5			4
3		Andersson Martin	1	1				2
4		Ahremark Carl	3	3	3			2
5		Jonsson Peter	3	6	6			3
7		Ahlund Rickard		3	1			0
8		Nilsson Marcus	4	4	4			20
9		Tholse Linus	2	5	2			1
10	L	Olsson Johan	L	L	L			0
12		Ivarsson Jimmie	2	2	9			8
13		Barrefalk Martin	3	4				0
15		Bylund Erik	6					2
Head Coach:		Isacson Johan (SWE)						
Assistant Coach:		Olafsen Martin (SWE)						

TEAM AND PLAYER PERFORMANCES

Won	Total Atts	No	Name
37	70	Total Team	
15	21	2	Shibakoya Yasuyuki
9	24	9	Furuta Shiro
7	7	4	Aizawa Hisashi
7	36	Total Team	
3	7	9	Furuta Shiro
2	5	4	Aizawa Hisashi
1	9	1	Suga Naoya
4	73	Total Team	
3	15	9	Furuta Shiro
1	8	7	Naito Kazuya
27		Total Team	
75	179	Total Team	
16	32	2	Shibakoya Yasuyuki

Scoring Skills
Spike
Block
Serve
Opp Error
Total
Best Scorer

Won	Total Atts	No	Name
38	74	Total Team	
20	34	8	Nilsson Marcus
7	14	12	Ivarsson Jimmie
4	9	2	Yngerskog Martin
3	38	Total Team	
1	8	5	Jonsson Peter
1	3	12	Ivarsson Jimmie
1	1	15	Bylund Erik
1	57	Total Team	
1	6	3	Andersson Martin
14		Total Team	
56	169	Total Team	
20	47	8	Nilsson Marcus

Legend:

Atts	Attempts	C	Team Captain	L	Libero Player	L	Substitute Libero
n	Starting Line-Up where n=starting position on Court (i.e. positions 1 to 6)						
nn	Substitute where nn=jersey number of out going player						
	Opp	Opponent			Pts	Points scored	

MATCH RESULTS

P2

Match Duration: 1h11m
Spectators: 351

KOR vs UKR
0 vs 3

Team	Sets	1	2	3	Total
KOR	0	13	22	17	52
UKR	3	25	25	25	75
	Playing Time	19m	23m	23m	1h05m

First Referee: Mohamed Shehata Essam (EGY)

Second Referee: Govender Dhevan (RSA)

KOR - KOREA								
No	C/L	Name	1	2	3	4	5	Pts
1		Seo Jae-Duck	3	3	3			8
2		Baek Gwang Eon						0
3	L	Park Jong Young		L	L	L		0
4		Jung Kihyuck	2	2				2
5		Lee Kang Won						0
6		Kim Gwang Guk	6	6	6			1
7	C	Choi Kui Yeob	4	4	10			5
9		Kang Young Jun		4	1			1
10		Park Sung Ryul	7	7	4			3
11		Park Jun Bum	1	1	1			6
12		Choi Seok Gi	5	5	5			1
15		Choi Min Ho				2		0
Head Coach:		Park Jong Chan (KOR)						
Assistant Coach:		Kim Kyu Sun (KOR)						

UKR - UKRAINE								
No	C/L	Name	1	2	3	4	5	Pts
1	L	Fomin Denys		L	L	L		0
2	C	Khandrolin Roman	1	2	1			4
3		Kutsmus Andrii	5	6	5			10
4		Savin Andriy				2		0
5		Antonyuk Igor		2	3			6
6		Tsyarkin Dmytro	10	10	10			4
7		Otryshko Bogdan	11		2			3
8		Nykolaichuk Maksym		2	2			0
9		Kalinichenko Artem						0
10		Piun Kyrilo	6	1	6			4
11		Petunin Yuriy	4	5	4			12
12		Rudnitskyi Mykola	3	4	3			6
Head Coach:		Blagodarny Mykola (UKR)						
Assistant Coach:		Zhula Volodymyr (UKR)						

TEAM AND PLAYER PERFORMANCES

Won	Total Atts	No	Name	Scoring Skills	Won	Total Atts	No	Name
20	48	Total Team		Spike	26	48	Total Team	
7	16	1	Seo Jae-Duck		9	17	11	Petunin Yuriy
4	10	7	Choi Kui Yeob		6	8	3	Kutsmus Andrii
4	7	11	Park Jun Bum		3	6	12	Rudnitskyi Mykola
3	24	Total Team		Block	7	24	Total Team	
1	7	12	Choi Seok Gi		2	6	11	Petunin Yuriy
1	4	4	Jung Kihyuck		2	2	3	Kutsmus Andrii
1	1	7	Choi Kui Yeob	1	2	10	Piun Kyrilo	
4	53	Total Team		Serve	16	74	Total Team	
2	9	11	Park Jun Bum		4	13	6	Tsyarkin Dmytro
1	10	1	Seo Jae-Duck		3	16	2	Khandrolin Roman
1	6	4	Jung Kihyuck	3	13	12	Rudnitskyi Mykola	
25		Total Team		Opp Error	26		Total Team	
52	125	Total Team		Total	75	146	Total Team	
8	27	1	Seo Jae-Duck	Best Scorer	12	30	11	Petunin Yuriy

Legend:

Atts	Attempts	C	Team Captain	L	Libero Player	L	Substitute Libero
n	Starting Line-Up where n=starting position on Court (i.e. positions 1 to 6)			Opp	Opponent	Pts	Points scored
nn	Substitute where nn=jersey number of out going player						

MATCH RESULTS

P2

Match Duration: 1h53m
Spectators: 100

POL vs TUR

3 1

Team	Sets	1	2	3	4	Total
POL	3	29	22	25	25	101
TUR	1	27	25	15	22	89
Playing Time		31m	26m	22m	25m	1h44m

First Referee: Jungen Andre (GER)

Second Referee: Simonovic Vladimir (SRB)

POL - POLAND								
No	C/L	Name	1	2	3	4	5	Pts
2		Buszek Rafal	3	2	3	2		13
3		Antosik Krzysztof	2					0
4	C	Pawlinski Maciej	6	5				2
5		Tomczyk Tomasz						0
6		Kosok Grzegorz	1	6	1			6
8		Oczko Jakub	9	1	2	1		3
9		Janeczek Bartosz	5	4	5	4		15
10		Zajder Maciej	4	13	6	6		3
11		Potera Michal	2	2	2	2		0
13		Mikolajczak Pawel	3	4	6	5		14
14		Wrona Andrzej	4	3	4	3		8
17	L	Stanczak Adrian	L	L	L	L		0
Head Coach:		Wagner Grzegorz (POL)						
Assistant Coach:		Gogol Michal (POL)						

TUR - TURKEY								
No	C/L	Name	1	2	3	4	5	Pts
1		Tendar Zafer Ceyhun	1	2	1	1		1
2		Yilmaz Vefa	4	4	4			0
3		Durgut Ersin	1	1	1			2
4		Coskun Serhat	4	5	4	4		25
6	C	Kirici Mustafa	5		11			5
7		Kavaz Mustafa		6	5	5		3
8		Emet Ibrahim	6	1	6			4
9		Pezuk Ahmet	3	4	3	6		8
11		Cin Kadir	2	3	2			10
13		Gok Emin				3		3
15		Dogan Turgay				2		2
16	L	Yesilbudak Hasan	L	L	L	L		0
Head Coach:		Hizal Umit (TUR)						
Assistant Coach:		Tavaci Salih Erdogan (TUR)						

TEAM AND PLAYER PERFORMANCES

Won	Total Atts	No	Name
47	107	Total Team	
13	27	13	Mikolajczak Pawel
12	25	9	Janeczek Bartosz
10	28	2	Buszek Rafal
14	57	Total Team	
3	12	6	Kosok Grzegorz
3	12	14	Wrona Andrzej
2	8	2	Buszek Rafal
3	100	Total Team	
1	19	2	Buszek Rafal
1	9	4	Pawlinski Maciej
1	8	9	Janeczek Bartosz
37		Total Team	
101	264	Total Team	
15	39	9	Janeczek Bartosz

Scoring Skills
Spike
Block
Serve
Opp Error
Total
Best Scorer

Won	Total Atts	No	Name
50	109	Total Team	
20	38	4	Coskun Serhat
8	21	11	Cin Kadir
5	10	9	Pezuk Ahmet
11	49	Total Team	
3	8	9	Pezuk Ahmet
3	7	4	Coskun Serhat
2	6	11	Cin Kadir
2	90	Total Team	
2	11	4	Coskun Serhat
26		Total Team	
89	248	Total Team	
25	56	4	Coskun Serhat

Legend:

Atts	Attempts	C	Team Captain	L	Libero Player	L	Substitute Libero
n	Starting Line-Up where n=starting position on Court (i.e. positions 1 to 6)			Opp	Opponent	Pts	Points scored
nn	Substitute where nn=jersey number of out going player						

MATCH RESULTS

P2

Match Duration: 1h11m
Spectators: 370

SRB vs CAN
3 vs 0

Team	Sets	1	2	3	Total
SRB	3	25	25	25	75
CAN	0	18	21	22	61
	Playing Time	22m	20m	23m	1h05m

First Referee: Seo Soon Kil (KOR)

Second Referee: Luo Wensheng (CHN)

SRB - SERBIA								
No	C/L	Name	1	2	3	4	5	Pts
2		Stefanovic Nemanja	6	1	6			0
4	L	Ilic Ivan	L	L	L			0
5		Rasic Milan	2	3	2			6
6		Terzic Milos						0
7		Vemic Milos	1	2	1			10
8		Bjelica Goran	4	5	4			9
9		Radevic Mirko	5	6	5			4
12		Cubriilo Luka						0
13	C	Dokic Tomislav	3	4	3			15
14		Atanasijevic Aleksandar		2				0
16		Petric Nemanja	8	8	8			0
Head Coach: Dordevic Dragan (SRB)								
Assistant Coach: Bonic Dragan (SRB)								

CAN - CANADA								
No	C/L	Name	1	2	3	4	5	Pts
2		Desbiens Frederic	9	9	3			5
3		Gotch Stephen	4	4	4			9
5		Derocco Michael						0
7		Ratsep Sander						0
8		Simac Adam		5	5	5		4
9	C	Schneider Dustin	6	6	6			1
11		Jarmoc Thomas	19	19	19			9
14		Duff Justin		17	2			2
15	L	Bann Blair	L	L	L			0
16		Schmuland Joel	3	3				6
17		Burt Max	2	2				1
19		Raymond Benoit	1	1	1			0
Head Coach: Laplante Georges (CAN)								
Assistant Coach: Ota Dan (CAN)								

TEAM AND PLAYER PERFORMANCES

Won	Total Atts	No	Name	Scoring Skills	Won	Total Atts	No	Name
27	78	Total Team		Spike	31	78	Total Team	
8	19	7	Vemic Milos		8	23	3	Gotch Stephen
8	17	8	Bjelica Goran		8	15	11	Jarmoc Thomas
7	23	13	Dokic Tomislav		6	15	16	Schmuland Joel
12	38	Total Team		Block	5	40	Total Team	
5	9	13	Dokic Tomislav		2	5	2	Desbiens Frederic
4	8	5	Rasic Milan		1	4	14	Duff Justin
1	6	9	Radevic Mirko	1	2	3	Gotch Stephen	
5	74	Total Team		Serve	1	62	Total Team	
3	14	13	Dokic Tomislav		1	10	8	Simac Adam
1	17	7	Vemic Milos					
1	8	9	Radevic Mirko					
31		Total Team		Opp Error	24		Total Team	
75	190	Total Team		Total	61	180	Total Team	
15	46	13	Dokic Tomislav	Best Scorer	9	34	3	Gotch Stephen

Legend:								
Atts	Attempts	C	Team Captain	L	Libero Player	L	Substitute Libero	
n	Starting Line-Up where n=starting position on Court (i.e. positions 1 to 6)			Opp	Opponent	Pts	Points scored	
nn	Substitute where nn=jersey number of out going player							

MATCH RESULTS
P2
Match Duration: 1h09m
Spectators: 350

EGY vs CZE
3 0

Team	Sets	1	2	3	Total
EGY	3	25	25	25	75
CZE	0	14	22	22	58
	Playing Time	18m	23m	22m	1h03m

First Referee: Souza Siqueira (BRA)

Second Referee: Liu Kwok Wai (HKG)

EGY - EGYPT								
No	C/L	Name	1	2	3	4	5	Pts
2		Abdel-Salam Abdalla	6	6	6			8
4		Salah El-Din Abdel-Hay Ahmed	3	3	3			10
5		Osman Ahmed Abdel - Latif	2	2	2			12
7		Ahmed Mohamed Mohamed	9	9	9			0
8	C	Fathy Mohamed Youssef Saleh	4	4	4			9
9		Shebl El - Dosouky Rashad	5	5	5			5
11		Youssef Afifi Ahmed						0
13		Abdel - Moneim Mohamed	1	1	1			14
15		Moustafa El - Koumy Mahmoud						0
16		Aly Seifelnasr Mohamed						0
18		Youssef Abdalla Hossam						0
19	L	Essam El-Din Mohamed	L	L	L			0
Head Coach: Giacobbe Antonio (EGY)								
Assistant Coach: El - Shemerly Sherif (EGY)								

CZE - CZECH REPUBLIC								
No	C/L	Name	1	2	3	4	5	Pts
2	L	Vaclavik Jan	L	L	L			0
3		Mach Radek	6	6	6			2
4		Krba Jan						0
5	C	Rybnicek Jakub	4	4	4			14
6		Linz Karel	11	13	5			4
7		Cechmanek Michal	15		3			0
8		Habr Filip	9	9	9			1
9		Hanik Zdenek	1	1	1			2
11		Bohm Martin	2	2				1
12		Sramek Martin						0
13		Fila Tomas	5	5	2			5
15		Sobotka Vladimir	3	3	3			6
Head Coach: Vasina Lubomir (CZE)								
Assistant Coach: Hrab Ales (CZE)								

TEAM AND PLAYER PERFORMANCES

Won	Total Atts	No	Name
44	66	Total Team	
12	17	13	Abdel - Moneim Mohamed
10	17	4	Salah El-Din Abdel-Hay Ahmed
9	15	8	Fathy Mohamed Youssef Saleh
9	30	Total Team	
4	7	2	Abdel-Salam Abdalla
3	9	9	Shebl El - Dosouky Rashad
1	4	13	Abdel - Moneim Mohamed
5	73	Total Team	
3	16	5	Osman Ahmed Abdel - Latif
1	13	13	Abdel - Moneim Mohamed
1	12	2	Abdel-Salam Abdalla
17		Total Team	
75	169	Total Team	
14	34	13	Abdel - Moneim Mohamed

Scoring Skills
Spike
Block
Serve
Opp Error
Total
Best Scorer

Won	Total Atts	No	Name
23	57	Total Team	
14	23	5	Rybnicek Jakub
3	10	6	Linz Karel
3	8	13	Fila Tomas
5	27	Total Team	
2	5	3	Mach Radek
2	4	9	Hanik Zdenek
1	2	13	Fila Tomas
7	60	Total Team	
3	13	15	Sobotka Vladimir
1	7	6	Linz Karel
1	6	13	Fila Tomas
23		Total Team	
58	144	Total Team	
14	39	5	Rybnicek Jakub

Legend:			
Atts	Attempts	C	Team Captain
n	Starting Line-Up where n=starting position on Court (i.e. positions 1 to 6)	L	Libero Player
nn	Substitute where nn=jersey number of out going player	Opp	Opponent
		[]	Substitute Libero
		Pts	Points scored

MATCH RESULTS

P2

Match Duration: 1h20m
Spectators: 1,100

BRA vs RUS
0 vs 3

Team	Sets	1	2	3	Total
BRA	0	19	22	23	64
RUS	3	25	25	25	75
	Playing Time	23m	25m	26m	1h14m

First Referee: XU Lan (CHN)

Second Referee: Abe Kotaro (JPN)

BRA - BRAZIL									
No	C/L	Name	1	2	3	4	5	Pts	
1		Cavalari Marcos	13	8				0	
2		De Souza Mauricio	6	1				0	
3		Moraes Denis		7	2			8	
4		Lima Humberto	8	13	8			1	
6	L	Brendle Thiago	L	L	L			0	
7		Temponi Bruno	2	3				3	
8	C	Cunha Jr Mauricio	1	2	1			2	
9		Sens Thiago	5	6	5			8	
10		Da Silva Aurivam	7	14	3			6	
13		Lopes Theo	4	5	4			7	
14		Carvalho Jr. Orestes	3	4	6			5	
15		Batista Romulo	14		14			0	
Head Coach:		Thiessen Flavio (BRA)							
Assistant Coach:		Oliveira Rodrigo (BRA)							

RUS - RUSSIAN FEDERATION									
No	C/L	Name	1	2	3	4	5	Pts	
1	C	Kalinin Denis		17	17			0	
3		Lipezin Alexey	8	5	5			0	
4		Tkachev Nikita						0	
5		Illykh Dmitry	4	4	4			14	
7	L	Sokolov Alexander	L	L	L			0	
8		Biryukov Denis	1	1	1			9	
9		Krasikov Dmitry		17				0	
10		Danilov Roman	3	3	3			15	
13		Shcherbinin Dmitry	5	5	5			7	
16		Bagrey Sergey				10		0	
17		Khabibullin Artem	6	6	6			1	
18		Shestak Dmitry	2	2	2			5	
Head Coach:		Kolcins Boriss (RUS)							
Assistant Coach:		Cherednik Yury (RUS)							

TEAM AND PLAYER PERFORMANCES

Won	Total Atts	No	Name	Scoring Skills	Won	Total Atts	No	Name
31	82	Total Team		Spike	36	73	Total Team	
8	19	9	Sens Thiago		12	23	10	Danilov Roman
7	11	3	Moraes Denis		11	24	5	Illykh Dmitry
6	19	13	Lopes Theo	Block	7	14	8	Biryukov Denis
8	42	Total Team			11	41	Total Team	
3	11	10	Da Silva Aurivam		3	12	18	Shestak Dmitry
2	13	14	Carvalho Jr. Orestes	Serve	3	11	13	Shcherbinin Dmitry
2	5	8	Cunha Jr Mauricio		3	7	5	Illykh Dmitry
1	66	Total Team			4	73	Total Team	
1	11	3	Moraes Denis	Opp Error	2	13	10	Danilov Roman
24		Total Team			1	13	8	Biryukov Denis
64	190	Total Team			1	13	13	Shcherbinin Dmitry
8	27	9	Sens Thiago	Total	24		Total Team	
		Total Team		Best Scorer	75	187	Total Team	
		Total Team			15	41	10	Danilov Roman

Legend:

Atts	Attempts	C	Team Captain	L	Libero Player	L	Substitute Libero
n	Starting Line-Up where n=starting position on Court (i.e. positions 1 to 6)	Opp	Opponent	Pts	Points scored		
nn	Substitute where nn=jersey number of out going player						

Results Table
Men

RESULTS TABLE - PRELIMINARY ROUND As of 7 JUL 2009

P4

Pool A				Points per Set					Total Points	Match Duration	Spectators
Match	Date	Teams	Sets	1	2	3	4	5			
2	2 JUL 2009	RSA vs KOR	0 - 3	13-25	11-25	10-25			34-75	1h00m	100
3	2 JUL 2009	SWE vs RUS	0 - 3	12-25	16-25	19-25			47-75	1h11m	150
4	2 JUL 2009	SRB vs LIB	3 - 0	25-13	25-11	25-14			75-38	1h03m	350
13	3 JUL 2009	LIB vs SWE	0 - 3	12-25	20-25	16-25			48-75	1h10m	50
14	3 JUL 2009	KOR vs RUS	0 - 3	18-25	19-25	23-25			60-75	1h23m	123
15	3 JUL 2009	RSA vs SRB	0 - 3	15-25	15-25	14-25			44-75	1h04m	420
28	4 JUL 2009	RUS vs LIB	3 - 0	25-10	25-16	25-14			75-40	1h03m	140
29	4 JUL 2009	SWE vs RSA	3 - 0	25-12	25-7	25-17			75-36	1h02m	700
30	4 JUL 2009	SRB vs KOR	3 - 1	25-14	25-20	22-25	25-15		97-74	1h43m	3,500
32	5 JUL 2009	RSA vs RUS	0 - 3	16-25	10-25	13-25			39-75	1h05m	100
33	5 JUL 2009	KOR vs LIB	3 - 0	25-17	25-15	25-16			75-48	1h13m	100
34	5 JUL 2009	SRB vs SWE	3 - 1	25-20	25-22	25-27	25-14		100-83	1h55m	400
Latest Matches											
40	6 JUL 2009	LIB vs RSA	0 - 3	25-27	17-25	21-25			63-77	1h10m	50
41	6 JUL 2009	SWE vs KOR	2 - 3	20-25	14-25	25-20	25-23	6-15	90-108	2h07m	775
42	6 JUL 2009	RUS vs SRB	3 - 0	25-21	25-20	27-25			77-66	1h25m	1,200

Pool B				Points per Set					Total Points	Match Duration	Spectators
Match	Date	Teams	Sets	1	2	3	4	5			
10	2 JUL 2009	SUI vs CHN	3 - 1	21-25	25-15	25-20	25-18		96-78	2h06m	647
11	2 JUL 2009	MNE vs BRA	0 - 3	28-30	21-25	16-25			65-80	2h06m	1,580
18	3 JUL 2009	CHN vs MNE	1 - 3	17-25	19-25	25-21	19-25		80-96	1h45m	1,000
19	3 JUL 2009	TUR vs SUI	3 - 0	27-25	25-19	25-19			77-63	1h11m	1,000
22	4 JUL 2009	BRA vs CHN	3 - 0	25-14	25-14	25-12			75-40	1h11m	250
23	4 JUL 2009	MNE vs TUR	1 - 3	21-25	25-21	25-27	22-25		93-98	1h58m	300
37	5 JUL 2009	TUR vs BRA	0 - 3	19-25	23-25	17-25			59-75	1h23m	1,527
Latest Matches											
38	5 JUL 2009	SUI vs MNE	2 - 3	23-25	22-25	25-19	25-19	15-17	110-105	3h11m	1,527
44	6 JUL 2009	BRA vs SUI	3 - 0	25-19	25-18	25-14			75-51	1h13m	197
45	6 JUL 2009	CHN vs TUR	0 - 3	19-25	15-25	21-25			55-75	1h15m	176

RESULTS TABLE - PRELIMINARY ROUND As of 7 JUL 2009

P4

Pool C				Points per Set					Total	Match	Spectators
Match	Date	Teams	Sets	1	2	3	4	5	Points	Duration	
5	2 JUL 2009	SLO vs EGY	0 - 3	15-25	13-25	16-25			44-75	1h15m	25
6	2 JUL 2009	GBR vs CAN	0 - 3	19-25	14-25	15-25			48-75	1h14m	50
7	2 JUL 2009	UKR vs JPN	3 - 1	19-25	25-21	25-23	25-14		94-83	1h50m	50
27	4 JUL 2009	UKR vs GBR	3 - 0	25-14	25-18	25-17			75-49	1h15m	150
20	4 JUL 2009	CAN vs SLO	3 - 0	25-17	25-15	25-16			75-48	1h13m	165
21	4 JUL 2009	JPN vs EGY	0 - 3	13-25	15-25	20-25			48-75	1h07m	190
31	5 JUL 2009	GBR vs JPN	0 - 3	15-25	14-25	20-25			49-75	1h10m	50
35	5 JUL 2009	EGY vs CAN	2 - 3	25-16	23-25	23-25	25-21	12-15	108-102	2h03m	237
36	5 JUL 2009	SLO vs UKR	0 - 3	14-25	21-25	14-25			49-75	1h16m	257
47	6 JUL 2009	GBR vs SLO	0 - 3	19-25	18-25	21-25			58-75	1h20m	150
48	6 JUL 2009	JPN vs CAN	3 - 2	13-25	25-18	25-22	20-25	15-12	98-102	2h02m	800
49	6 JUL 2009	UKR vs EGY	0 - 3	17-25	19-25	18-25			54-75	1h15m	700
Latest Matches											
50	7 JUL 2009	EGY vs GBR	3 - 0	25-19	25-12	25-18			75-49	1h11m	97
51	7 JUL 2009	CAN vs UKR	3 - 1	34-36	25-20	25-20	25-15		109-91	1h58m	111
52	7 JUL 2009	SLO vs JPN	0 - 3	21-25	18-25	17-25			56-75	1h19m	96
Pool D				Points per Set					Total	Match	Spectators
Match	Date	Teams	Sets	1	2	3	4	5	Points	Duration	
8	2 JUL 2009	POL vs HKG	3 - 0	25-11	25-10	25-12			75-33	2h27m	197
1	2 JUL 2009	CZE vs GER	3 - 2	28-26	22-25	22-25	25-21	15-8	112-105	2h21m	150
9	2 JUL 2009	AUS vs UAE	2 - 3	25-17	21-25	18-25	25-22	14-16	103-105	2h53m	205
12	3 JUL 2009	GER vs HKG	3 - 0	25-11	25-11	25-18			75-40	1h11m	47
16	3 JUL 2009	UAE vs POL	0 - 3	14-25	28-30	17-25			59-80	1h23m	250
17	3 JUL 2009	CZE vs AUS	3 - 0	25-20	25-18	25-18			75-56	1h25m	200
24	4 JUL 2009	HKG vs UAE	2 - 3	25-22	25-21	22-25	17-25	11-15	100-108	2h15m	97
25	4 JUL 2009	AUS vs GER	0 - 3	19-25	21-25	18-25			58-75	1h32m	111
26	4 JUL 2009	POL vs CZE	1 - 3	27-25	29-31	25-27	23-25		104-108	2h11m	99
39	6 JUL 2009	GER vs UAE	3 - 0	25-19	25-13	25-23			75-55	1h11m	120
46	6 JUL 2009	CZE vs HKG	3 - 0	25-16	25-12	25-19			75-47	1h09m	150
43	6 JUL 2009	AUS vs POL	0 - 3	15-25	12-25	17-25			44-75	1h16m	101
Latest Matches											
53	7 JUL 2009	HKG vs AUS	1 - 3	23-25	25-19	12-25	21-25		81-94	1h42m	100
54	7 JUL 2009	UAE vs CZE	0 - 3	18-25	21-25	14-25			53-75	1h04m	400
55	7 JUL 2009	POL vs GER	3 - 1	20-25	25-20	25-21	25-19		95-85	2h04m	1,300

RESULTS TABLE - PRELIMINARY ROUND As of 7 JUL 2009

P4

Statistics of	Average match duration	Average spectators	Total spectators
Preliminary Round	1h32m	418	23,017

Pool A												
Rk	Team	Matches				Points			Sets			
		Pts	Tot	W	L	W	L	Ratio	W	L	Ratio	
1	RUS	10	5	5	0	377	252	1.496	15	0	MAX	
2	SRB	9	5	4	1	413	316	1.307	12	5	2.400	
3	KOR	8	5	3	2	392	344	1.140	10	8	1.250	
4	SWE	7	5	2	3	370	367	1.008	9	9	1.000	
5	RSA	6	5	1	4	230	363	0.634	3	12	0.250	
6	LIB	5	5	0	5	237	377	0.629	0	15	0.000	

Pool B												
Rk	Team	Matches				Points			Sets			
		Pts	Tot	W	L	W	L	Ratio	W	L	Ratio	
1	BRA	8	4	4	0	305	215	1.419	12	0	MAX	
2	TUR	7	4	3	1	309	286	1.080	9	4	2.250	
3	MNE	6	4	2	2	359	368	0.976	7	9	0.778	
4	SUI	5	4	1	3	320	335	0.955	5	10	0.500	
5	CHN	4	4	0	4	253	342	0.740	2	12	0.167	

Pool C												
Rk	Team	Matches				Points			Sets			
		Pts	Tot	W	L	W	L	Ratio	W	L	Ratio	
1	EGY	9	5	4	1	408	297	1.374	14	3	4.667	
2	CAN	9	5	4	1	463	393	1.178	14	6	2.333	
3	UKR	8	5	3	2	389	365	1.066	10	7	1.429	
4	JPN	8	5	3	2	379	376	1.008	10	8	1.250	
5	SLO	6	5	1	4	272	358	0.760	3	12	0.250	
6	GBR	5	5	0	5	253	375	0.675	0	15	0.000	

Pool D												
Rk	Team	Matches				Points			Sets			
		Pts	Tot	W	L	W	L	Ratio	W	L	Ratio	
1	CZE	10	5	5	0	445	365	1.219	15	3	5.000	
2	POL	9	5	4	1	429	329	1.304	13	4	3.250	
3	GER	8	5	3	2	415	360	1.153	12	6	2.000	
4	UAE	7	5	2	3	380	433	0.878	6	13	0.462	
5	AUS	6	5	1	4	355	411	0.864	5	13	0.385	
6	HKG	5	5	0	5	301	427	0.705	3	15	0.200	

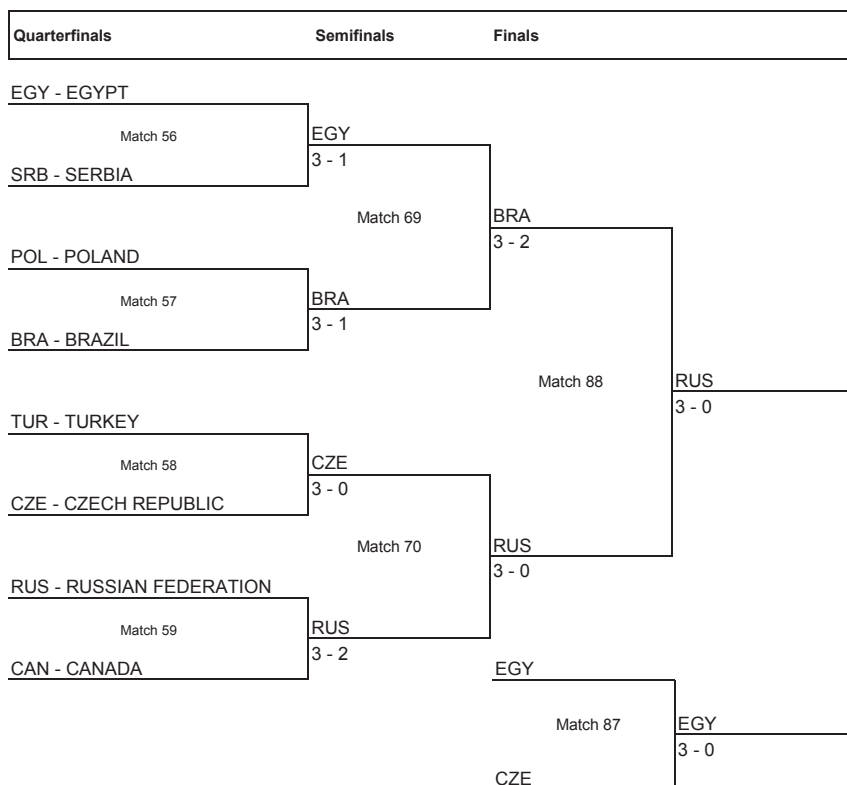
Legend:							
L	Lost	Pts	Standings points	Rk	Rank	Tot	Total
W	Won						

RESULTS TABLE - FINAL ROUND As of 11 JUL 2009

P4

Match	Phase	Date	Teams	Sets	Points per Set					Total Points	Match Duration	Spectators
					1	2	3	4	5			
56	Quarterfinals	9 JUL 2009	EGY vs SRB	3 - 1	25-17	14-25	25-23	25-15		89-80	1h38m	800
57	Quarterfinals	9 JUL 2009	POL vs BRA	1 - 3	22-25	20-25	25-22	19-25		86-97	1h59m	330
58	Quarterfinals	9 JUL 2009	TUR vs CZE	0 - 3	19-25	19-25	17-25			55-75	1h18m	360
59	Quarterfinals	9 JUL 2009	RUS vs CAN	3 - 2	23-25	19-25	25-18	25-21	15-13	107-102	2h07m	390
69	Semifinals	10 JUL 2009	EGY vs BRA	2 - 3	25-19	25-22	23-25	26-28	13-15	112-109	2h33m	120
70	Semifinals	10 JUL 2009	CZE vs RUS	0 - 3	13-25	18-25	22-25			53-75	1h10m	70
87	Bronze Medal Match	11 JUL 2009	EGY vs CZE	3 - 0	25-14	25-22	25-22			75-58	1h09m	350
88	Gold Medal Match	11 JUL 2009	BRA vs RUS	0 - 3	19-25	22-25	23-25			64-75	1h20m	1,100

Statistics of	Average match duration	Average spectators	Total spectators
Preliminary Round	1h32m	418	23,017
Classification Round	1h39m	180	4,515
Final Round	1h39m	440	3,520
Tournament	1h34m	352	31,052



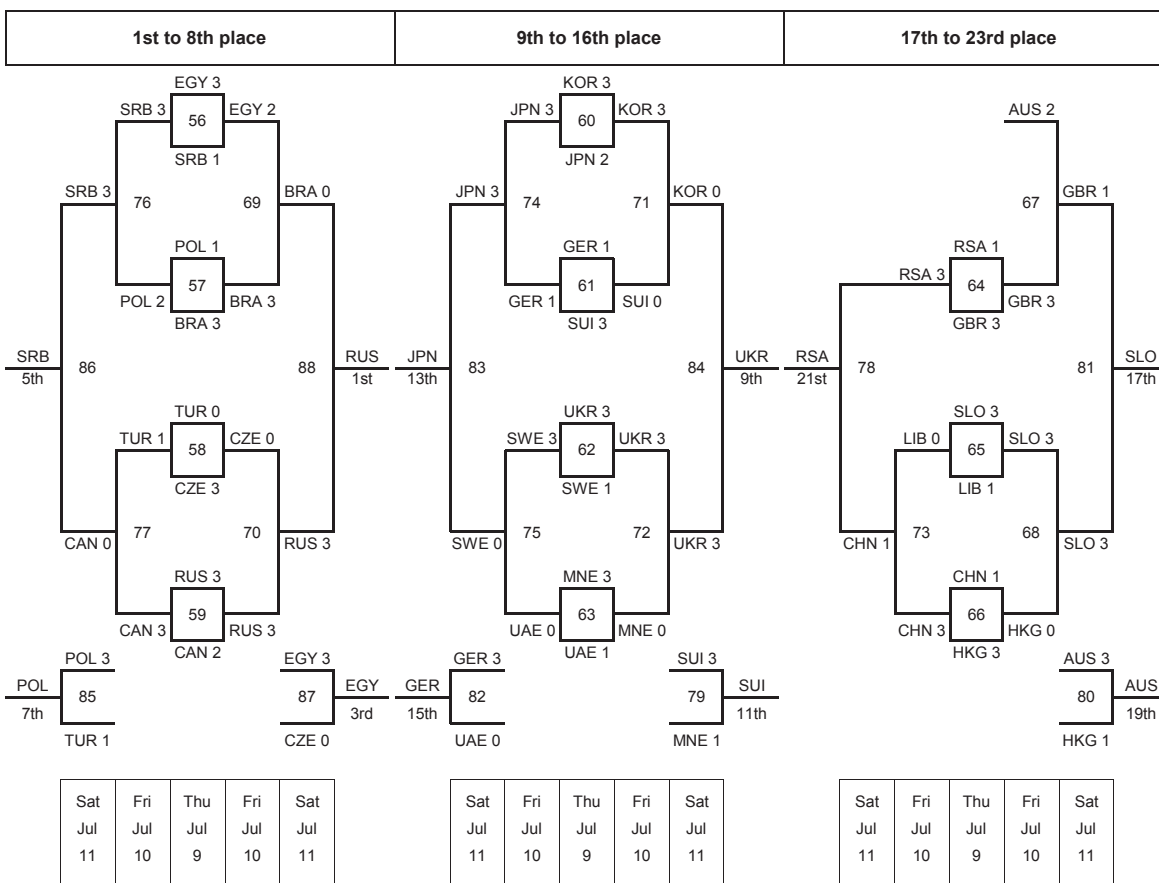
RESULTS TABLE - FINAL ROUND As of 11 JUL 2009

P4

Match	Phase	Date	Teams	Sets	Points per Set					Total Points	Match Duration	Spectators
					1	2	3	4	5			
60	9 to 16	9 JUL 2009	KOR vs JPN	3 - 2	25-21	23-25	23-25	25-23	15-8	111-102	2h12m	123
61	9 to 16	9 JUL 2009	GER vs SUI	1 - 3	25-20	22-25	16-25	27-29		90-99	2h00m	143
62	9 to 16	9 JUL 2009	UKR vs SWE	3 - 1	25-20	25-17	23-25	25-12		98-74	1h45m	45
63	9 to 16	9 JUL 2009	MNE vs UAE	3 - 1	21-25	26-24	25-22	25-17		97-88	1h45m	90
64	17 to 23	9 JUL 2009	RSA vs GBR	1 - 3	29-31	10-25	25-21	22-25		86-102	1h45m	100
65	17 to 23	9 JUL 2009	SLO vs LIB	3 - 1	25-14	25-15	22-25	25-18		97-72	1h34m	150
66	17 to 23	9 JUL 2009	CHN vs HKG	1 - 3	25-20	21-25	25-27	15-25		86-97	1h40m	600
67	17 to 20	10 JUL 2009	AUS vs GBR	2 - 3	22-25	25-20	25-20	19-25	17-19	108-109	2h12m	25
68	17 to 20	10 JUL 2009	SLO vs HKG	3 - 0	25-11	25-13	25-22			75-46	1h18m	45
71	9 to 12	10 JUL 2009	KOR vs SUI	3 - 0	25-22	25-21	25-20			75-63	1h17m	80
72	9 to 12	10 JUL 2009	UKR vs MNE	3 - 0	25-23	25-21	25-21			75-65	1h22m	90
73	21 to 23	10 JUL 2009	LIB vs CHN	0 - 3	11-25	23-25	19-25			53-75	1h12m	222
74	13 to 16	10 JUL 2009	JPN vs GER	3 - 1	25-22	23-25	25-22	25-16		98-85	1h55m	240
75	13 to 16	10 JUL 2009	SWE vs UAE	3 - 0	25-17	25-20	25-23			75-60	1h33m	427
76	5 to 8	10 JUL 2009	SRB vs POL	3 - 2	20-25	25-19	21-25	25-16	15-11	106-96	2h07m	150
77	5 to 8	10 JUL 2009	TUR vs CAN	1 - 3	25-21	28-30	21-25	27-29		101-105	2h00m	370
78	Pos 21-22	11 JUL 2009	RSA vs CHN	3 - 1	23-25	25-23	25-23	25-17		98-88	1h40m	50
79	Pos 11-12	11 JUL 2009	SUI vs MNE	3 - 1	25-17	25-19	17-25	25-18		92-79	1h38m	100
80	Pos 19-20	11 JUL 2009	AUS vs HKG	3 - 1	21-25	25-19	25-23	25-17		96-84	1h47m	50
81	Pos 17-18	11 JUL 2009	GBR vs SLO	1 - 3	17-25	25-20	18-25	24-26		84-96	1h50m	100
82	Pos 15-16	11 JUL 2009	GER vs UAE	3 - 0	25-20	25-18	25-19			75-57	1h14m	161
83	Pos 13-14	11 JUL 2009	JPN vs SWE	3 - 0	25-19	25-17	25-20			75-56	1h19m	333
84	Pos 9-10	11 JUL 2009	KOR vs UKR	0 - 3	13-25	22-25	17-25			52-75	1h11m	351
85	Pos 7-8	11 JUL 2009	POL vs TUR	3 - 1	29-27	22-25	25-15	25-22		101-89	1h53m	100
86	Pos 5-6	11 JUL 2009	SRB vs CAN	3 - 0	25-18	25-21	25-22			75-61	1h11m	370

VOLLEYBALL
MEN

RESULTS TABLE-FINAL ROUND (UNIVERSIADE) As of 11 JUL 2009



Statistics of	Average match duration	Average spectators	Total spectators
Preliminary Round	1h32m	418	23,017
Classification Round	1h39m	180	4,515
Final Round	1h39m	440	3,520
Tournament	1h34m	352	31,052

Results Table
Women

RESULTS TABLE - PRELIMINARY ROUND As of 5 JUL 2009

P4

Pool A				Points per Set					Total Points	Match Duration	Spectators
Match	Date	Teams	Sets	1	2	3	4	5			
11	3 JUL 2009	SRB vs GBR	3 - 0	25-6	25-16	25-12			75-34	1h07m	400
12	3 JUL 2009	BRA vs ITA	1 - 3	20-25	26-24	20-25	21-25		87-99	2h03m	800
15	4 JUL 2009	SRB vs BRA	3 - 0	25-19	25-23	25-17			75-59	1h33m	1,200
Latest Matches											
16	4 JUL 2009	GBR vs ITA	0 - 3	11-25	13-25	10-25			34-75	1h04m	150
19	5 JUL 2009	ITA vs SRB	3 - 2	20-25	20-25	25-21	25-15	15-12	105-98	2h03m	750
20	5 JUL 2009	BRA vs GBR	3 - 0	25-20	25-15	25-18			75-53	1h18m	100
Pool B				Points per Set					Total Points	Match Duration	Spectators
Match	Date	Teams	Sets	1	2	3	4	5			
9	3 JUL 2009	MGL vs POL	0 - 3	18-25	12-25	10-25			40-75	1h08m	100
10	3 JUL 2009	ESP vs TUR	3 - 2	11-25	26-24	25-23	17-25	15-11	94-108	2h22m	150
13	4 JUL 2009	POL vs TUR	3 - 1	29-27	25-16	20-25	28-26		102-94	2h15m	100
Latest Matches											
14	4 JUL 2009	MGL vs ESP	0 - 3	9-25	12-25	15-25			36-75	1h10m	75
17	5 JUL 2009	ESP vs POL	0 - 3	14-25	11-25	17-25			42-75	1h19m	250
18	5 JUL 2009	TUR vs MGL	3 - 0	25-11	25-20	25-11			75-42	1h09m	125

RESULTS TABLE - PRELIMINARY ROUND As of 5 JUL 2009

P4

Pool C				Points per Set					Total	Match	Spectators
Match	Date	Teams	Sets	1	2	3	4	5	Points	Duration	
1	2 JUL 2009	TPE vs SLO	3 - 0	25-14	25-20	25-20			75-54	1h21m	150
2	2 JUL 2009	CHN vs CAN	3 - 0	25-15	25-18	25-14			75-47	1h14m	150
5	3 JUL 2009	SLO vs CAN	3 - 2	25-14	25-20	16-25	18-25	15-13	99-97	2h10m	150
Latest Matches											
6	3 JUL 2009	TPE vs CHN	0 - 3	12-25	15-25	11-25			38-75	1h02m	100
21	5 JUL 2009	CHN vs SLO	3 - 0	25-11	25-19	25-8			75-38	1h02m	50
22	5 JUL 2009	CAN vs TPE	2 - 3	25-23	22-25	25-23	20-25	16-18	108-114	2h24m	100

Pool D				Points per Set					Total	Match	Spectators
Match	Date	Teams	Sets	1	2	3	4	5	Points	Duration	
3	2 JUL 2009	RUS vs THA	3 - 0	25-14	25-15	25-17			75-46	1h14m	150
4	2 JUL 2009	JPN vs SWE	3 - 0	25-8	25-18	25-19			75-45	1h12m	250
7	3 JUL 2009	THA vs SWE	3 - 2	21-25	25-21	25-16	18-25	15-12	104-99	2h11m	200
Latest Matches											
8	3 JUL 2009	RUS vs JPN	3 - 2	19-25	13-25	25-20	25-19	15-13	97-102	2h10m	150
23	5 JUL 2009	JPN vs THA	3 - 0	25-17	25-20	25-7			75-44	1h07m	190
24	5 JUL 2009	SWE vs RUS	0 - 3	15-25	20-25	15-25			50-75	1h13m	200

Statistics of	Average match duration	Average spectators	Total spectators
Preliminary Round	1h32m	251	6,040

Pool A											
Rk	Team	Matches				Points			Sets		
		Pts	Tot	W	L	W	L	Ratio	W	L	Ratio
1	ITA	6	3	3	0	279	219	1.274	9	3	3.000
2	SRB	5	3	2	1	248	198	1.253	8	3	2.667
3	BRA	4	3	1	2	221	227	0.974	4	6	0.667
4	GBR	3	3	0	3	121	225	0.538	0	9	0.000

Pool B											
Rk	Team	Matches				Points			Sets		
		Pts	Tot	W	L	W	L	Ratio	W	L	Ratio
1	POL	6	3	3	0	252	176	1.432	9	1	9.000
2	ESP	5	3	2	1	211	219	0.963	6	5	1.200
3	TUR	4	3	1	2	277	238	1.164	6	6	1.000
4	MGL	3	3	0	3	118	225	0.524	0	9	0.000

Pool C											
Rk	Team	Matches				Points			Sets		
		Pts	Tot	W	L	W	L	Ratio	W	L	Ratio
1	CHN	6	3	3	0	225	123	1.829	9	0	MAX
2	TPE	5	3	2	1	227	237	0.958	6	5	1.200
3	SLO	4	3	1	2	191	247	0.773	3	8	0.375
4	CAN	3	3	0	3	252	288	0.875	4	9	0.444

Pool D											
Rk	Team	Matches				Points			Sets		
		Pts	Tot	W	L	W	L	Ratio	W	L	Ratio
1	RUS	6	3	3	0	247	198	1.247	9	2	4.500
2	JPN	5	3	2	1	252	186	1.355	8	3	2.667
3	THA	4	3	1	2	194	249	0.779	3	8	0.375
4	SWE	3	3	0	3	194	254	0.764	2	9	0.222

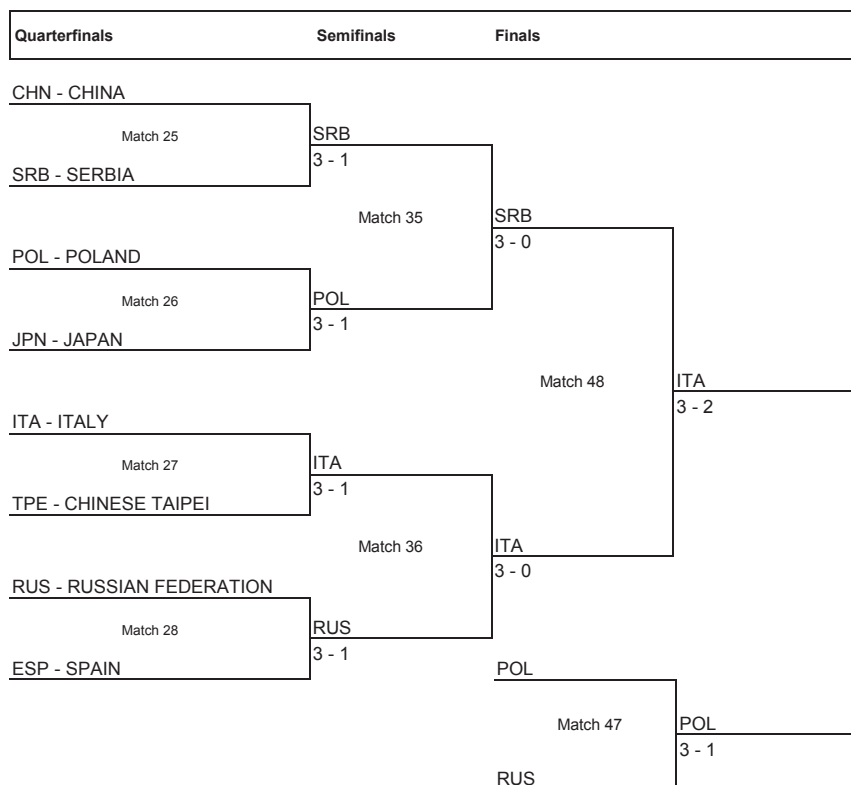
Legend:											
L	Lost	Pts	Standings points	Rk	Rank	Tot	Total				
W	Won										

RESULTS TABLE - FINAL ROUND As of 10 JUL 2009

P4

Match	Phase	Date	Teams	Sets	Points per Set					Total Points	Match Duration	Spectators
					1	2	3	4	5			
25	Quarterfinals	7 JUL 2009	CHN vs SRB	1 - 3	24-26	25-19	19-25	21-25		89-95	1h38m	650
26	Quarterfinals	7 JUL 2009	POL vs JPN	3 - 1	25-17	25-22	13-25	25-20		88-84	1h46m	250
27	Quarterfinals	7 JUL 2009	ITA vs TPE	3 - 1	18-25	25-9	25-13	25-18		93-65	1h30m	100
28	Quarterfinals	7 JUL 2009	RUS vs ESP	3 - 1	17-25	25-18	25-19	26-24		93-86	1h45m	320
35	Semifinals	8 JUL 2009	SRB vs POL	3 - 0	25-17	25-17	25-15			75-49	1h18m	650
36	Semifinals	8 JUL 2009	ITA vs RUS	3 - 0	29-27	25-11	25-17			79-55	1h18m	380
47	Bronze Medal Match	10 JUL 2009	POL vs RUS	3 - 1	20-25	25-23	25-22	25-19		95-89	1h52m	350
48	Gold Medal Match	10 JUL 2009	SRB vs ITA	2 - 3	25-20	16-25	25-21	14-25	9-15	89-106	1h57m	5,500

Statistics of	Average match duration	Average spectators	Total spectators
Preliminary Round	1h32m	251	6,040
Classification Round	1h45m	115	1,850
Final Round	1h38m	1,025	8,200
Tournament	1h37m	335	16,090



RESULTS TABLE - FINAL ROUND As of 10 JUL 2009

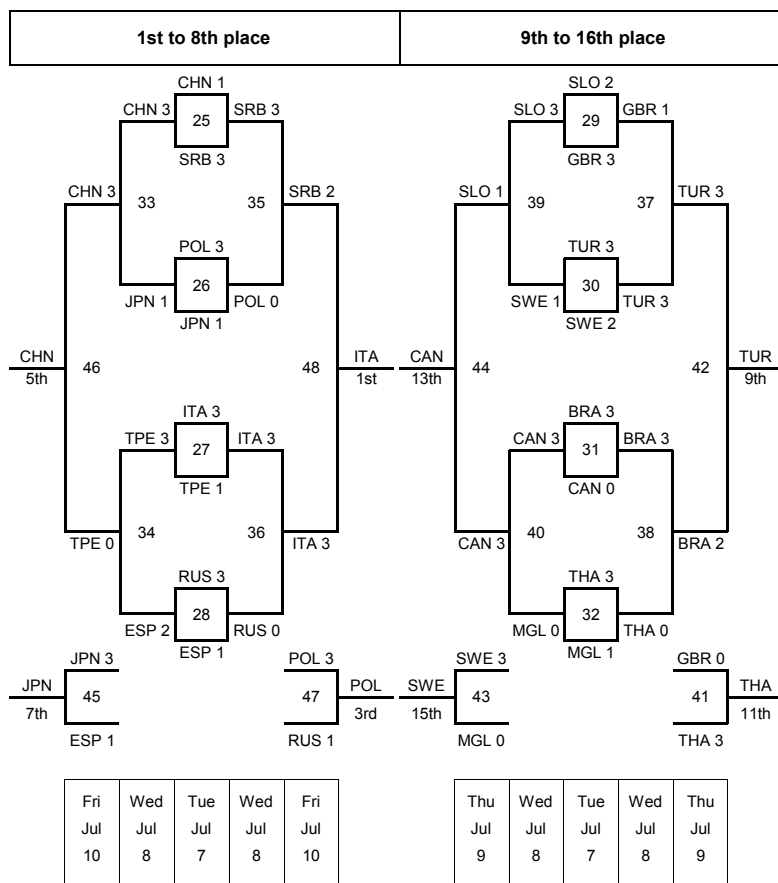
P4

Match	Phase	Date	Teams	Sets	Points per Set					Total Points	Match Duration	Spectators
					1	2	3	4	5			
29	9 to 16	7 JUL 2009	SLO vs GBR	2 - 3	25-20	25-15	14-25	17-25	13-15	94-100	2h06m	70
30	9 to 16	7 JUL 2009	TUR vs SWE	3 - 2	25-17	19-25	27-29	25-17	15-8	111-96	2h25m	100
31	9 to 16	7 JUL 2009	BRA vs CAN	3 - 0	25-21	25-20	25-14			75-55	1h20m	170
32	9 to 16	7 JUL 2009	THA vs MGL	3 - 1	25-16	20-25	25-12	25-23		95-76	1h45m	50
33	5 to 8	8 JUL 2009	CHN vs JPN	3 - 1	19-25	25-23	25-16	25-20		94-84	2h37m	480
34	5 to 8	8 JUL 2009	TPE vs ESP	3 - 2	15-25	25-21	25-22	26-28	15-12	106-108	2h15m	75
37	9 to 12	8 JUL 2009	GBR vs TUR	1 - 3	17-25	25-21	13-25	15-25		70-96	1h54m	100
38	9 to 12	8 JUL 2009	BRA vs THA	3 - 0	25-18	25-20	25-11			75-49	1h20m	100
39	13 to 16	8 JUL 2009	SLO vs SWE	3 - 1	23-25	26-24	25-16	25-20		99-85	1h55m	125
40	13 to 16	8 JUL 2009	CAN vs MGL	3 - 0	25-10	25-15	25-15			75-40	1h07m	100
41	Pos 11-12	9 JUL 2009	GBR vs THA	0 - 3	21-25	22-25	22-25			65-75	1h28m	65
42	Pos 9-10	9 JUL 2009	TUR vs BRA	3 - 2	21-25	25-20	19-25	25-18	15-9	105-97	2h20m	65
43	Pos 15-16	9 JUL 2009	SWE vs MGL	3 - 0	25-20	25-18	25-23			75-61	1h22m	100
44	Pos 13-14	9 JUL 2009	SLO vs CAN	1 - 3	14-25	25-23	17-25	14-25		70-98	1h37m	150
45	Pos 7-8	10 JUL 2009	JPN vs ESP	3 - 1	15-25	25-8	25-19	25-8		90-60	1h35m	50
46	Pos 5-6	10 JUL 2009	CHN vs TPE	3 - 0	25-7	25-14	25-12			75-33	1h00m	50

VOLLEYBALL

WOMEN

RESULTS TABLE-FINAL ROUND (UNIVERSIADE) As of 10 JUL 2009



Statistics of	Average match duration	Average spectators	Total spectators
Preliminary Round	1h32m	251	6,040
Classification Round	1h45m	115	1,850
Final Round	1h38m	1,025	8,200
Tournament	1h37m	335	16,090

Ranking
Men & Women

PLAYERS RANKING BY SKILLS As of 11 JUL 2009

P5


BEST SCORERS

Rk	No	Name	NOC	Spike	Block	Serve	Total
1	8	Nilsson Marcus	SWE	145	12	15	172
2	13	Medenica Vuk	MNE	133	9	10	152
3	11	Wang Daheng	CHN	118	16	5	139
4	11	Al Marzonqi Amer	UAE	119	8	7	134
5	4	Maclean Andrew	AUS	113	10	5	128
5	13	Abdel - Moneim Mohamed	EGY	112	12	4	128
7	3	Gotch Stephen	CAN	109	6	8	123
8	10	Bruschweiler Joel	SUI	103	11	4	118
9	13	Dokic Tomislav	SRB	86	18	11	115
10	8	Helbig Christoph	GER	96	9	8	113
11	5	Rybnicek Jakub	CZE	94	11	7	112
12	9	Furuta Shiro	JPN	88	9	11	108
13	1	Seo Jae-Duck	KOR	93	9	4	106
14	4	Salah El-Din Abdel-Hay Ahmed	EGY	86	6	12	104
14	9	Bakare Oluwadamilola	GBR	90	12	2	104
16	13	Lopes Theo	BRA	86	12	3	101
17	2	Shibakoya Yasuyuki	JPN	90	9	1	100
18	5	Antonyuk Igor	UKR	83	5	10	98
19	9	Janeczek Bartosz	POL	82	11	4	97
19	10	Danilov Roman	RUS	63	10	24	97
21	11	Park Jun Bum	KOR	80	4	12	96
22	16	Schmuland Joel	CAN	79	8	7	94
23	15	Miller Joel	GBR	70	11	10	91
23	2	Buszek Rafal	POL	68	12	11	91
25	5	Ilinykh Dmitry	RUS	70	5	15	90
25	8	Biryukov Denis	RUS	73	9	8	90
27	12	Schlapfer Adrian	SUI	70	10	5	85
28	11	Petunin Yuriy	UKR	68	12	3	83
29	5	Osman Ahmed Abdel - Latif	EGY	49	20	13	82
30	4	Coskun Serhat	TUR	68	8	4	80
31	15	Sobotka Vladimir	CZE	55	18	5	78
32	11	Jarmoc Thomas	CAN	53	17	7	77
32	12	Holschen Malte	GER	54	22	1	77
34	15	Cabarkapa Dejan	MNE	65	9	2	76
35	7	Keung Chun Keung	HKG	68	5	1	74
36	13	Fila Tomas	CZE	59	11	3	73
36	4	Eichbaum Christoph	GER	57	10	6	73
38	13	Fu Yujia	CHN	63	8	-	71
38	5	Suzuki Yuji	JPN	64	6	1	71
40	14	Wrona Andrzej	POL	44	19	7	70
40	8	Klostermann Patrick	RSA	52	9	9	70
42	3	Wallace Steve	AUS	62	4	2	68
43	14	Carvalho Jr. Orestes	BRA	39	27	1	67
43	8	Simac Adam	CAN	36	24	7	67
45	7	Goldschmidt Grant	RSA	54	8	4	66
45	13	Hamza Khalid	UAE	60	6	-	66
47	13	Mikolajczak Pawel	POL	50	4	11	65
47	2	Grut Andrej	SLO	57	4	4	65
49	8	Fok Shu Wing	HKG	56	6	2	64
Tournament Totals				6909	1508	695	9112


PLAYERS RANKING BY SKILLS As of 11 JUL 2009

P5


BEST SPIKERS

Scoring Spikers	Rk	No	Name	NOC	Spikes	Faults	Shots	Total Attempts	Eff %
	1	13	Abdel - Moneim Mohamed	EGY	112	21	53	186	48.92
	2	8	Biryukov Denis	RUS	73	9	57	139	46.04
	3	5	Antonyuk Igor	UKR	83	23	30	136	44.12
	4	5	Ilinykh Dmitry	RUS	70	18	37	125	41.60
	5	11	Park Jun Bum	KOR	80	24	42	146	38.36
	6	8	Nilsson Marcus	SWE	145	38	97	280	38.21
	7	16	Schmuland Joel	CAN	79	22	49	150	38.00
	8	5	Suzuki Yuji	JPN	64	14	66	144	34.72
	9	9	Janeczczek Bartosz	POL	82	29	44	155	34.19
	10	13	Fila Tomas	CZE	59	18	46	123	33.33
Limit 15.00 %	Team Totals				6909	2854	5819	15582	26.02

BEST BLOCKERS

Scoring Blockers	Rk	No	Name	NOC	Kill Blocks	Faults	Rebounds	Total Attempts	Avg by Set
	1	14	Carvalho Jr. Orestes	BRA	27	36	36	99	1.13
	2	11	Willi Christian	SUI	24	36	23	83	0.92
	3	6	Hixson Josh	AUS	24	31	43	98	0.89
	4	10	Hamilton David	GBR	22	26	20	68	0.79
	5	12	Holschen Malte	GER	22	30	37	89	0.76
	6	8	Simac Adam	CAN	24	28	64	116	0.75
	6	13	Gok Emin	TUR	18	17	21	56	0.75
	8	2	Shen Weijie	CHN	18	12	23	53	0.72
	9	13	Shcherbinin Dmitry	RUS	18	30	30	78	0.69
	10	5	Osman Ahmed Abdel - Latif	EGY	20	24	24	68	0.69
	Team Totals				1508	2702	3018	7228	4.82


BEST SERVERS

Scoring Servers	Rk	No	Name	NOC	Aces	Faults	Serve Hits	Total Attempts	Avg by Set
	1	10	Danilov Roman	RUS	24	22	67	113	0.92
	2	5	Ilinykh Dmitry	RUS	15	25	27	67	0.58
	3	8	Nilsson Marcus	SWE	15	33	50	98	0.54
	4	2	Khandrolin Roman	UKR	14	15	110	139	0.52
	5	5	Osman Ahmed Abdel - Latif	EGY	13	26	61	100	0.45
	6	2	Abdel-Salam Abdalla	EGY	12	37	85	134	0.41
	6	4	Salah El-Din Abdel-Hay Ahmed	EGY	12	22	70	104	0.41
	6	11	Park Jun Bum	KOR	12	26	64	102	0.41
	9	12	Rudnitskiy Mykola	UKR	11	14	47	72	0.41
	10	8	Klostermann Patrick	RSA	9	27	46	82	0.39
	Team Totals				695	2284	10582	13561	2.22


PLAYERS RANKING BY SKILLS As of 11 JUL 2009

P5


BEST DIGGERS

Non-scoring Diggers	Rk	No	Name	NOC	Digs	Faults	Receptions	Total Attempts	Avg by Set
	1	7	Sokolov Alexander	RUS	54	18	28	100	2.08
	2	16	Yesilbudak Hasan	TUR	42	33	34	109	1.75
	3	4	Ilic Ivan	SRB	49	21	28	98	1.69
	4	6	Brendle Thiago	BRA	38	20	31	89	1.58
	5	1	Kohl Fabian	GER	42	42	62	146	1.45
	6	17	Stanczak Adrian	POL	43	30	49	122	1.43
	7	2	Vaclavik Jan	CZE	37	38	35	110	1.37
	8	15	Bann Blair	CAN	42	28	41	111	1.31
	9	8	Biryukov Denis	RUS	32	14	16	62	1.23
	10	9	Milivojevic Aleksandar	MNE	31	19	34	84	1.15
Team Totals					2102	3141	4929	10172	6.72

BEST SETTERS

Non-scoring Setters	Rk	No	Name	NOC	Running Sets	Faults	Still Sets	Total Attempts	Avg by Set
	1	9	Schneider Dustin	CAN	252	6	386	644	7.88
	2	17	Khabibullin Artem	RUS	197	5	215	417	7.58
	3	9	Hanik Zdenek	CZE	186	6	249	441	6.89
	4	2	Abdel-Salam Abdalla	EGY	189	4	295	488	6.52
	5	6	Kim Gwang Guk	KOR	168	6	330	504	5.79
	6	8	Cunha Jr Mauricio	BRA	136	7	280	423	5.67
	7	3	Neumeister Michael	GER	161	5	252	418	5.55
	8	1	Suga Naoya	JPN	166	9	420	595	5.53
	9	11	Chammas Jad	LIB	120	8	265	393	5.45
	10	14	Hominal Cedric	SUI	133	5	360	498	5.12
Team Totals					4206	290	10513	15009	13.44


BEST RECEIVERS

Non-scoring Receivers	Rk	No	Name	NOC	Excellents	Faults	Serve Receptions	Total Attempts	Succ %
	1	16	Yesilbudak Hasan	TUR	117	3	21	141	82.98
	2	17	Stanczak Adrian	POL	125	5	27	157	79.62
	3	4	Ilic Ivan	SRB	122	11	26	159	76.73
	4	6	Terzic Milos	SRB	88	10	19	117	75.21
	5	8	Biryukov Denis	RUS	101	3	31	135	74.81
	6	6	Brendle Thiago	BRA	124	5	39	168	73.81
	7	7	Sokolov Alexander	RUS	101	2	34	137	73.72
	8	4	Pawlinski Maciej	POL	112	6	37	155	72.26
	9	2	Vaclavik Jan	CZE	104	7	43	154	67.53
	10	3	Park Jong Young	KOR	138	15	52	205	67.32
Limit	25.00 %								
Team Totals					6248	683	4177	11108	56.25

PLAYERS RANKING BY SKILLS As of 11 JUL 2009

P5

BEST LIBEROS

Non-scoring Liberos	Rk	No	Name	NOC	Excellents	Faults	In Play	Total Attempts	Succ %
	1	4	Ilic Ivan	SRB	171	32	54	257	66.54
	2	7	Sokolov Alexander	RUS	155	20	62	237	65.40
	3	16	Yesilbudak Hasan	TUR	159	36	55	250	63.60
	4	6	Brendle Thiago	BRA	162	25	70	257	63.04
	5	17	Stanczak Adrian	POL	168	35	76	279	60.22
	6	15	Bann Blair	CAN	161	38	95	294	54.76
	7	19	Essam El-Din Mohamed	EGY	104	29	59	192	54.17
	8	3	Park Jong Young	KOR	163	44	98	305	53.44
	9	2	Vaclavik Jan	CZE	141	45	78	264	53.41
	10	1	Kohl Fabian	GER	150	50	131	331	45.32

Note:

Best scorers - 50 players are listed, except where ties would extend the list beyond 50 in which case the tied players are not listed.
Skills - 10 players are listed per skill, except where ties would extend the list beyond 10 in which case the tied players are not listed.

Legend:


Avg Average **Eff%** Efficiency **Rk** Rank **Succ %** Success %


VOLLEYBALL

MEN

TEAMS RANKING BY SKILLS As of 11 JUL 2009

P6

Scoring Spikers	Rk	Team	Spikes	Faults	Shots	Total Attempts	Eff %
	1	EGY - EGYPT	358	102	184	644	39.75
	2	RUS - RUSSIAN FEDERATION	319	85	231	635	36.85
	3	CZE - CZECH REPUBLIC	335	91	256	682	35.78
	4	UKR - UKRAINE	321	102	206	629	34.82
	5	POL - POLAND	372	117	261	750	34.00
	6	SRB - SERBIA	310	102	233	645	32.25
	7	BRA - BRAZIL	276	93	204	573	31.94
	8	SWE - SWEDEN	294	102	213	609	31.53
	9	KOR - KOREA	329	127	192	648	31.17
	10	CAN - CANADA	377	131	289	797	30.87
	11	JPN - JAPAN	345	120	264	729	30.86
	12	GER - GERMANY	339	125	327	791	27.05
	13	TUR - TURKEY	293	124	242	659	25.64
	14	SUI - SWITZERLAND	301	134	265	700	23.86
	15	SLO - SLOVENIA	265	116	266	647	23.03
	16	MNE - MONTENEGRO	313	136	321	770	22.99
	17	CHN - CHINA	263	137	206	606	20.79
	18	UAE - UNITED ARAB EMIRATES	325	162	311	798	20.43
	19	AUS - AUSTRALIA	290	158	296	744	17.74
	20	GBR - GREAT BRITAIN	262	148	323	733	15.55
	21	HKG - HONG KONG CHINA	279	160	331	770	15.45
	22	RSA - SOUTH AFRICA	189	144	210	543	8.29
	23	LIB - LEBANON	154	138	188	480	3.33
	Tournament Totals		6909	2854	5819	15582	26.02


Scoring Blockers	Rk	Team	Kill Blocks	Faults	Rebounds	Total Attempts	Avg by Set
	1	BRA - BRAZIL	82	130	135	347	3.42
	2	TUR - TURKEY	77	98	133	308	3.21
	3	GER - GERMANY	88	132	169	389	3.03
	3	SRB - SERBIA	88	117	108	313	3.03
	5	SUI - SWITZERLAND	74	111	128	313	2.85
	6	GBR - GREAT BRITAIN	78	132	127	337	2.79
	7	RUS - RUSSIAN FEDERATION	71	110	130	311	2.73
	8	EGY - EGYPT	79	113	120	312	2.72
	9	CZE - CZECH REPUBLIC	73	111	129	313	2.70
	10	POL - POLAND	80	135	141	356	2.67
	11	MNE - MONTENEGRO	69	142	114	325	2.56
	12	CHN - CHINA	61	85	110	256	2.44
	13	CAN - CANADA	76	147	203	426	2.38
	14	SWE - SWEDEN	65	120	126	311	2.32
	15	AUS - AUSTRALIA	62	123	134	319	2.30
	16	UKR - UKRAINE	57	119	100	276	2.11
	17	HKG - HONG KONG CHINA	56	139	153	348	1.93
	18	KOR - KOREA	54	100	128	282	1.86
	19	SLO - SLOVENIA	47	105	137	289	1.81
	20	JPN - JAPAN	53	114	172	339	1.77
	21	RSA - SOUTH AFRICA	37	93	106	236	1.61
	22	LIB - LEBANON	35	80	67	182	1.59
	23	UAE - UNITED ARAB EMIRATES	46	146	148	340	1.59
	Tournament Totals		1508	2702	3018	7228	4.82


VOLLEYBALL

MEN

TEAMS RANKING BY SKILLS As of 11 JUL 2009


P6


Scoring Servers	Rk	Team	Aces	Faults	Serve Hits	Total Attempts	Avg by Set
	1	RUS - RUSSIAN FEDERATION	62	114	447	623	2.38
	2	UKR - UKRAINE	62	148	422	632	2.30
	3	EGY - EGYPT	52	142	480	674	1.79
	4	POL - POLAND	45	129	536	710	1.50
	5	KOR - KOREA	39	132	455	626	1.34
	6	CAN - CANADA	38	133	554	725	1.19
	7	SRB - SERBIA	34	122	510	666	1.17
	8	CZE - CZECH REPUBLIC	31	94	499	624	1.15
	9	JPN - JAPAN	34	98	521	653	1.13
	10	BRA - BRAZIL	27	78	462	567	1.13
	11	MNE - MONTENEGRO	30	90	484	604	1.11
	12	GER - GERMANY	30	104	527	661	1.03
	13	SWE - SWEDEN	27	121	428	576	0.96
	14	SLO - SLOVENIA	25	78	437	540	0.96
	15	RSA - SOUTH AFRICA	22	63	334	419	0.96
	16	TUR - TURKEY	21	109	425	555	0.88
	17	SUI - SWITZERLAND	21	112	444	577	0.81
	18	GBR - GREAT BRITAIN	20	94	442	556	0.71
	19	AUS - AUSTRALIA	19	56	488	563	0.70
	20	HKG - HONG KONG CHINA	17	55	467	539	0.59
	21	CHN - CHINA	14	71	424	509	0.56
	22	LIB - LEBANON	11	62	300	373	0.50
	23	UAE - UNITED ARAB EMIRATES	14	79	496	589	0.48
Tournament Totals			695	2284	10582	13561	2.22

Non-scoring Diggers	Rk	Team	Digs	Faults	Receptions	Total Attempts	Avg by Set
	1	RUS - RUSSIAN FEDERATION	188	81	112	381	7.23
	2	TUR - TURKEY	173	121	111	405	7.21
	3	SRB - SERBIA	184	95	120	399	6.34
	4	CAN - CANADA	173	158	201	532	5.41
	5	POL - POLAND	140	132	194	466	4.67
	6	BRA - BRAZIL	109	95	148	352	4.54
	7	CZE - CZECH REPUBLIC	107	124	179	410	3.96
	8	MNE - MONTENEGRO	104	156	234	494	3.85
	9	EGY - EGYPT	109	101	168	378	3.76
	10	GER - GERMANY	95	150	256	501	3.28
	11	KOR - KOREA	93	123	190	406	3.21
	12	SWE - SWEDEN	69	112	193	374	2.46
	13	UKR - UKRAINE	66	116	218	400	2.44
	14	SLO - SLOVENIA	63	138	244	445	2.42
	15	AUS - AUSTRALIA	61	166	261	488	2.26
	16	UAE - UNITED ARAB EMIRATES	65	160	289	514	2.24
	17	RSA - SOUTH AFRICA	50	131	187	368	2.17
	18	HKG - HONG KONG CHINA	56	183	333	572	1.93
	19	SUI - SWITZERLAND	49	145	292	486	1.88
	20	CHN - CHINA	40	153	229	422	1.60
	21	LIB - LEBANON	32	140	144	316	1.45
	22	JPN - JAPAN	41	195	321	557	1.37
	23	GBR - GREAT BRITAIN	35	166	305	506	1.25
Tournament Totals			2102	3141	4929	10172	6.72

TEAMS RANKING BY SKILLS As of 11 JUL 2009

P6

Non-scoring Setters	Rk	Team	Running Sets	Faults	Still Sets	Total Attempts	Avg by Set
	1	RUS - RUSSIAN FEDERATION	262	9	342	613	10.08
	2	TUR - TURKEY	219	13	415	647	9.13
	3	CZE - CZECH REPUBLIC	243	10	387	640	9.00
	4	CAN - CANADA	276	10	480	766	8.63
	5	GER - GERMANY	246	6	487	739	8.48
	6	SRB - SERBIA	239	9	381	629	8.24
	7	SLO - SLOVENIA	188	11	425	624	7.23
	8	MNE - MONTENEGRO	195	12	535	742	7.22
	9	EGY - EGYPT	205	8	400	613	7.07
	10	POL - POLAND	208	5	506	719	6.93
	11	BRA - BRAZIL	162	9	374	545	6.75
	12	KOR - KOREA	186	9	419	614	6.41
	13	SWE - SWEDEN	176	11	405	592	6.29
	14	LIB - LEBANON	130	11	320	461	5.91
	15	SUI - SWITZERLAND	151	9	519	679	5.81
	16	RSA - SOUTH AFRICA	133	21	373	527	5.78
	17	JPN - JAPAN	169	18	539	726	5.63
	18	GBR - GREAT BRITAIN	149	17	555	721	5.32
	19	UAE - UNITED ARAB EMIRATES	154	25	609	788	5.31
	20	UKR - UKRAINE	143	6	439	588	5.30
	21	AUS - AUSTRALIA	139	13	554	706	5.15
	22	HKG - HONG KONG CHINA	141	29	573	743	4.86
	23	CHN - CHINA	92	19	476	587	3.68
	Tournament Totals		4206	290	10513	15009	13.44

Non-scoring Receivers	Rk	Name	Excellents	Faults	Serve Receptions	Total Attempts	Succ %
	1	TUR - TURKEY	366	17	73	456	80.26
	2	SRB - SERBIA	344	35	59	438	78.54
	3	RUS - RUSSIAN FEDERATION	284	10	93	387	73.39
	4	POL - POLAND	368	26	116	510	72.16
	5	CAN - CANADA	373	26	142	541	68.95
	6	BRA - BRAZIL	257	16	105	378	67.99
	7	CZE - CZECH REPUBLIC	297	25	148	470	63.19
	8	EGY - EGYPT	273	28	136	437	62.47
	9	MNE - MONTENEGRO	327	22	181	530	61.70
	10	GER - GERMANY	310	23	190	523	59.27
	11	KOR - KOREA	273	39	152	464	58.84
	12	JPN - JAPAN	268	28	197	493	54.36
	13	SWE - SWEDEN	262	39	192	493	53.14
	14	SLO - SLOVENIA	233	35	190	458	50.87
	15	UAE - UNITED ARAB EMIRATES	291	30	260	581	50.09
	16	SUI - SWITZERLAND	236	25	212	473	49.89
	17	UKR - UKRAINE	210	27	205	442	47.51
	18	CHN - CHINA	229	46	223	498	45.98
	19	RSA - SOUTH AFRICA	204	41	206	451	45.23
	20	AUS - AUSTRALIA	212	25	271	508	41.73
	21	HKG - HONG KONG CHINA	240	40	305	585	41.03
	22	GBR - GREAT BRITAIN	222	47	284	553	40.14
	23	LIB - LEBANON	169	33	237	439	38.50
	Tournament Totals		6248	683	4177	11108	56.25

Legend:	Average	Eff%	Efficiency	Rk	Rank	Succ %	Success %
---------	---------	------	------------	----	------	--------	-----------

PLAYERS RANKING BY SKILLS As of 10 JUL 2009

P5


BEST SCORERS

Rk	No	Name	NOC	Spike	Block	Serve	Total
1	11	Malofeeva Liudmila	RUS	87	12	9	108
2	9	Chen Liyi	CHN	77	11	11	99
2	3	Djerisilo Stankovic Ivana	SRB	85	7	7	99
4	11	Ortolani Serena	ITA	74	11	12	97
5	10	Turnsek Tjasa	SLO	86	4	6	96
6	1	Uchida Akiko	JPN	75	2	10	87
7	11	Minamoto Asuka	JPN	71	14	-	85
8	15	Pavao Monique	BRA	68	8	7	83
8	18	Arranz Maria Del Mar	ESP	72	7	4	83
10	2	Lin Chun-Yi	TPE	62	14	6	82
11	15	Weber Lorena	ESP	59	6	12	77
12	3	Yang Yanan	CHN	54	10	10	74
12	8	Onur Elif	TUR	58	12	4	74
14	16	Bosetti Lucia	ITA	56	8	9	73
15	10	Montripila Jutarat	THA	61	3	5	69
16	11	Huo Jing	CHN	58	6	4	68
16	5	Seesuma Sirintra	THA	61	5	2	68
16	8	Teng Yen-Min	TPE	58	5	5	68
19	12	Blair Jocelyn	CAN	58	4	5	67
19	3	Ivanova Anna	RUS	41	19	7	67
21	13	Francisco Amanda	BRA	46	10	7	63
21	5	Ishida Sae	JPN	54	6	3	63
23	7	Koseoglu Tugba Toprak	TUR	45	16	1	62
23	10	Onal Guldeniz	TUR	54	5	3	62
25	13	Arrighetti Valentina	ITA	43	14	4	61
25	11	Tsetsegjargal Ganbold	MGL	56	5	-	61
27	7	Barros Paula	BRA	37	15	8	60
27	10	Shcherban Yana	RUS	50	8	2	60
29	3	Kosek Karolina	POL	50	5	4	59
30	1	Harper Holly	CAN	43	8	7	58
30	5	Jacobsson Andrea	SWE	49	3	6	58
32	4	Fabris Kristina	CAN	43	10	4	57
32	7	Okuniewska Berenika	POL	39	16	2	57
34	4	Wellna Katarzyna	POL	45	3	8	56
35	16	Sandell Janine	GBR	47	3	5	55
35	4	Planinsec Mihela	SLO	35	7	13	55
35	11	Veljkovic Stefana	SRB	39	13	3	55
35	17	Kamber Mehtap	TUR	47	6	2	55
39	2	Wang Li	CHN	42	4	7	53
39	8	Delgado Mireya	ESP	42	4	7	53
39	8	Zaroslinska Katarzyna	POL	47	5	1	53
39	3	Rejzovic Aida	SWE	32	15	6	53
43	6	Majstorovic Jasna	SRB	37	9	6	52
43	10	Ronnback Anna	SWE	40	11	1	52
43	3	Ilyasoglu Selime	TUR	41	4	7	52
46	1	Liang Xiao	CHN	33	6	10	49
47	15	Crisanti Lucia	ITA	27	8	13	48
47	14	Orlova Anastasia	RUS	31	14	3	48
49	9	Liao Wan-Ju	TPE	42	4	1	47
49	14	Dal Gozde	TUR	23	18	6	47
Tournament Totals				3885	846	594	5325

PLAYERS RANKING BY SKILLS As of 10 JUL 2009

P5


BEST SPIKERS

Scoring Spikers	Rk	No	Name	NOC	Spikes	Faults	Shots	Total Attempts	Eff %
	1	3	Yang Yanan	CHN	54	5	27	86	56.98
	2	11	Huo Jing	CHN	58	10	38	106	45.28
	3	2	Lin Chun-Yi	TPE	62	11	51	124	41.13
	4	9	Chen Liyi	CHN	77	23	63	163	33.13
	5	3	Kosek Karolina	POL	50	12	66	128	29.69
	6	11	Minamoto Asuka	JPN	71	22	74	167	29.34
	7	1	Harper Holly	CAN	43	14	44	101	28.71
	8	16	Sandell Janine	GBR	47	14	54	115	28.70
	9	10	Shcherban Yana	RUS	50	15	58	123	28.46
	10	11	Malofeeva Liudmila	RUS	87	29	91	207	28.02
	Limit 15.00 %	Team Totals				3885	1656	5248	10789

BEST BLOCKERS

Scoring Blockers	Rk	No	Name	NOC	Kill Blocks	Faults	Rebounds	Total Attempts	Avg by Set
	1	3	Ivanova Anna	RUS	19	25	44	88	0.86
	2	18	Carter Grace	GBR	18	10	22	50	0.86
	3	7	Okuniewska Berenika	POL	16	19	31	66	0.76
	4	7	Barros Paula	BRA	15	22	34	71	0.71
	5	14	Dal Gozde	TUR	18	18	31	67	0.69
	6	3	Rejzovic Aida	SWE	15	24	33	72	0.65
	6	16	Rasic Milena	SRB	15	14	18	47	0.65
	8	14	Orlova Anastasia	RUS	14	11	31	56	0.64
	9	7	Koseoglu Tugba Toprak	TUR	16	23	47	86	0.62
	Team Totals				846	1296	2132	4274	4.73


BEST SERVERS

Scoring Servers	Rk	No	Name	NOC	Aces	Faults	Serve Hits	Total Attempts	Avg by Set
	1	14	Kaczorowska Klaudia	POL	13	7	64	84	0.62
	2	11	Benli Nilay	TUR	15	8	70	93	0.58
	3	9	Chen Liyi	CHN	11	3	61	75	0.55
	4	4	Planinsec Mihela	SLO	13	5	79	97	0.54
	4	15	Crisanti Lucia	ITA	13	5	67	85	0.54
	6	11	Ortolani Serena	ITA	12	12	77	101	0.50
	6	15	Weber Lorena	ESP	12	8	79	99	0.50
	6	1	Liang Xiao	CHN	10	5	73	88	0.50
	6	3	Yang Yanan	CHN	10	8	62	80	0.50
		Team Totals				594	727	6101	7422


PLAYERS RANKING BY SKILLS As of 10 JUL 2009

P5


BEST DIGGERS

Non-scoring Diggers	Rk	No	Name	NOC	Digs	Faults	Receptions	Total Attempts	Avg by Set
	1	9	Dalbeler Seniye Merve	TUR	115	34	29	178	4.42
	2	8	Merlo Enrica	ITA	103	25	22	150	4.29
	3	1	Bumroong Suwipriao	THA	90	24	17	131	4.29
	4	11	Chung Ti-Yun	TPE	90	20	9	119	3.91
	5	1	Andersson Lena	SWE	87	19	21	127	3.78
	6	17	Popovic Silvija	SRB	82	14	17	113	3.57
	7	4	Esteban Elena	ESP	81	17	14	112	3.38
	8	2	Kawakami Kana	JPN	77	16	21	114	3.35
	9	9	Rocha Luiza	BRA	70	23	22	115	3.33
	10	18	Maj Paulina	POL	68	8	21	97	3.24
Team Totals					4748	1474	1437	7659	26.53

BEST SETTERS

Non-scoring Setters	Rk	No	Name	NOC	Running Sets	Faults	Still Sets	Total Attempts	Avg by Set
	1	10	Pincerato Giulia	ITA	323	2	257	582	13.46
	2	12	Hernandez Sara	ESP	307	7	217	531	12.79
	3	14	Adao Camilla	BRA	239	3	249	491	11.38
	4	1	Efimova Olga	RUS	249	4	199	452	11.32
	5	14	Chen Wan-Ching	TPE	258	9	142	409	11.22
	6	10	Yu Jing	CHN	212	5	160	377	10.60
	7	10	Ognjenovic Maja	SRB	240	6	123	369	10.43
	8	3	Lenarcic Tea	SLO	241	14	264	519	10.04
	9	3	Matsuura Makoto	JPN	223	3	157	383	9.70
	10	11	Benli Nilay	TUR	227	5	271	503	8.73
Team Totals					4991	224	5226	10441	27.88


BEST RECEIVERS

Non-scoring Receivers	Rk	No	Name	NOC	Excellents	Faults	Serve Receptions	Total Attempts	Succ %
	1	17	Popovic Silvija	SRB	111	7	1	119	93.28
	2	4	Esteban Elena	ESP	114	7	5	126	90.48
	3	2	Kawakami Kana	JPN	110	3	11	124	88.71
	4	1	Urbancic Lea	SLO	149	8	13	170	87.65
	5	7	Quaranta Annamaria	ITA	97	6	8	111	87.39
	6	6	Majstorovic Jasna	SRB	127	13	6	146	86.99
	7	16	Bosetti Lucia	ITA	97	11	5	113	85.84
	8	18	Maj Paulina	POL	100	3	14	117	85.47
	9	11	Chung Ti-Yun	TPE	178	15	18	211	84.36
	10	15	Weber Lorena	ESP	119	7	16	142	83.80
Limit	25.00 %								
Team Totals					5116	594	917	6627	77.20

PLAYERS RANKING BY SKILLS As of 10 JUL 2009

P5

BEST LIBEROS

Non-scoring Liberos	Rk	No	Name	NOC	Excellents	Faults	In Play	Total Attempts	Succ %
	1	17	Popovic Silvija	SRB	193	21	18	232	83.19
	2	4	Esteban Elena	ESP	195	24	19	238	81.93
	3	11	Chung Ti-Yun	TPE	268	35	27	330	81.21
	4	1	Urbancic Lea	SLO	224	27	29	280	80.00
	5	2	Kawakami Kana	JPN	187	19	32	238	78.57
	6	18	Maj Paulina	POL	168	11	35	214	78.50
	7	12	Li Ying	CHN	83	21	7	111	74.77
	8	8	Merlo Enrica	ITA	164	31	26	221	74.21
	9	9	Dalbeler Seniye Merve	TUR	262	43	51	356	73.60
	10	17	Kargopoltseva Anna	RUS	172	36	33	241	71.37

Note:

Best scorers - 50 players are listed, except where ties would extend the list beyond 50 in which case the tied players are not listed.
 Skills - 10 players are listed per skill, except where ties would extend the list beyond 10 in which case the tied players are not listed.

Legend:


Avg Average **Eff%** Efficiency **Rk** Rank **Succ %** Success %


VOLLEYBALL

WOMEN

TEAMS RANKING BY SKILLS As of 10 JUL 2009

P6

Scoring Spikers	Rk	Team	Spikes	Faults	Shots	Total Attempts	Eff %
	1	CHN - CHINA	269	58	231	558	37.81
	2	RUS - RUSSIAN FEDERATION	261	80	294	635	28.50
	3	JPN - JAPAN	298	92	355	745	27.65
	4	ITA - ITALY	293	105	365	763	24.64
	5	SRB - SERBIA	261	102	295	658	24.16
	6	POL - POLAND	266	106	300	672	23.81
	7	TUR - TURKEY	291	100	439	830	23.01
	8	CAN - CANADA	255	110	306	671	21.61
	9	BRA - BRAZIL	249	112	351	712	19.24
	10	TPE - CHINESE TAIPEI	237	109	345	691	18.52
	11	THA - THAILAND	229	116	333	678	16.67
	12	ESP - SPAIN	234	121	433	788	14.34
	13	SWE - SWEDEN	221	126	352	699	13.59
	14	GBR - GREAT BRITAIN	163	95	272	530	12.83
	15	SLO - SLOVENIA	219	143	286	648	11.73
	16	MGL - MONGOLIA	139	81	291	511	11.35
Tournament Totals			3885	1656	5248	10789	20.66


Scoring Blockers	Rk	Team	Kill Blocks	Faults	Rebounds	Total Attempts	Avg by Set
	1	RUS - RUSSIAN FEDERATION	72	84	147	303	3.27
	2	SRB - SERBIA	75	86	147	308	3.26
	3	TUR - TURKEY	77	96	181	354	2.96
	4	CAN - CANADA	68	84	130	282	2.96
	5	SWE - SWEDEN	63	101	145	309	2.74
	6	POL - POLAND	57	80	153	290	2.71
	7	BRA - BRAZIL	55	85	135	275	2.62
	8	ITA - ITALY	61	84	142	287	2.54
	9	GBR - GREAT BRITAIN	50	68	105	223	2.38
	10	CHN - CHINA	44	81	122	247	2.20
	11	ESP - SPAIN	51	87	158	296	2.13
	12	SLO - SLOVENIA	47	63	101	211	1.96
	13	JPN - JAPAN	41	69	144	254	1.78
	14	MGL - MONGOLIA	28	81	87	196	1.47
	15	TPE - CHINESE TAIPEI	33	74	118	225	1.43
	16	THA - THAILAND	24	73	117	214	1.14
Tournament Totals			846	1296	2132	4274	4.73


VOLLEYBALL

WOMEN

TEAMS RANKING BY SKILLS As of 10 JUL 2009

P6

Scoring Servers	Rk	Team	Aces	Faults	Serve Hits	Total Attempts	Avg by Set
	1	POL - POLAND	48	49	382	479	2.29
	2	CHN - CHINA	45	37	395	477	2.25
	3	ITA - ITALY	52	47	451	550	2.17
	4	BRA - BRAZIL	43	36	387	466	2.05
	5	SRB - SERBIA	45	52	404	501	1.96
	6	CAN - CANADA	41	57	383	481	1.78
	7	TUR - TURKEY	46	55	484	585	1.77
	8	ESP - SPAIN	40	44	383	467	1.67
	8	SLO - SLOVENIA	40	48	368	456	1.67
	10	SWE - SWEDEN	38	45	370	453	1.65
	11	JPN - JAPAN	34	44	431	509	1.48
	12	THA - THAILAND	26	30	358	414	1.24
	13	TPE - CHINESE TAIPEI	28	47	359	434	1.22
	14	RUS - RUSSIAN FEDERATION	26	36	420	482	1.18
	15	MGL - MONGOLIA	20	35	249	304	1.05
	16	GBR - GREAT BRITAIN	22	65	277	364	1.05
Tournament Totals			594	727	6101	7422	3.32


Non-scoring Diggers	Rk	Team	Digs	Faults	Receptions	Total Attempts	Avg by Set
	1	THA - THAILAND	333	100	92	525	15.86
	2	ITA - ITALY	379	68	103	550	15.79
	3	BRA - BRAZIL	328	77	117	522	15.62
	4	JPN - JAPAN	348	89	100	537	15.13
	5	ESP - SPAIN	362	108	61	531	15.08
	6	TUR - TURKEY	376	115	165	656	14.46
	7	SRB - SERBIA	323	68	86	477	14.04
	8	POL - POLAND	278	76	94	448	13.24
	9	TPE - CHINESE TAIPEI	303	107	49	459	13.17
	10	SWE - SWEDEN	296	111	118	525	12.87
	11	CAN - CANADA	288	83	71	442	12.52
	12	CHN - CHINA	243	67	45	355	12.15
	13	MGL - MONGOLIA	214	105	99	418	11.26
	14	RUS - RUSSIAN FEDERATION	243	97	88	428	11.05
	15	SLO - SLOVENIA	247	99	72	418	10.29
	16	GBR - GREAT BRITAIN	187	104	77	368	8.90
Tournament Totals			4748	1474	1437	7659	26.53


VOLLEYBALL

WOMEN

TEAMS RANKING BY SKILLS As of 10 JUL 2009

P6

Non-scoring Setters	Rk	Team	Running Sets	Faults	Still Sets	Total Attempts	Avg by Set
	1	POL - POLAND	370	10	266	646	17.62
	2	JPN - JAPAN	397	10	323	730	17.26
	3	SRB - SERBIA	394	14	237	645	17.13
	4	TPE - CHINESE TAIPEI	386	21	287	694	16.78
	5	ESP - SPAIN	396	15	336	747	16.50
	6	ITA - ITALY	378	4	337	719	15.75
	7	BRA - BRAZIL	312	12	368	692	14.86
	8	CHN - CHINA	297	8	216	521	14.85
	9	RUS - RUSSIAN FEDERATION	324	12	271	607	14.73
	10	SWE - SWEDEN	293	21	364	678	12.74
	11	TUR - TURKEY	317	8	480	805	12.19
	12	THA - THAILAND	245	17	404	666	11.67
	13	SLO - SLOVENIA	270	19	345	634	11.25
	14	CAN - CANADA	243	12	364	619	10.57
	15	GBR - GREAT BRITAIN	207	23	304	534	9.86
	16	MGL - MONGOLIA	162	18	324	504	8.53
Tournament Totals			4991	224	5226	10441	27.88

Non-scoring Receivers	Rk	Name	Excellents	Faults	Serve Receptions	Total Attempts	Succ %
	1	SRB - SERBIA	347	29	14	390	88.97
	2	ITA - ITALY	330	26	23	379	87.07
	3	ESP - SPAIN	383	27	46	456	83.99
	4	JPN - JAPAN	319	19	42	380	83.95
	5	CHN - CHINA	247	19	30	296	83.45
	6	POL - POLAND	314	18	47	379	82.85
	7	TPE - CHINESE TAIPEI	372	40	44	456	81.58
	8	RUS - RUSSIAN FEDERATION	330	42	40	412	80.10
	9	TUR - TURKEY	348	31	66	445	78.20
	10	SLO - SLOVENIA	346	50	70	466	74.25
	11	CAN - CANADA	322	42	74	438	73.52
	12	BRA - BRAZIL	290	36	69	395	73.42
	13	SWE - SWEDEN	334	46	89	469	71.22
	14	THA - THAILAND	293	51	71	415	70.60
	15	GBR - GREAT BRITAIN	278	56	100	434	64.06
	16	MGL - MONGOLIA	263	62	92	417	63.07
Tournament Totals			5116	594	917	6627	77.20

Legend:	Avg	Average	Eff%	Efficiency	Rk	Rank	Succ %	Success %
----------------	------------	---------	-------------	------------	-----------	------	---------------	-----------

Final Standings
Men & Women



VOLLEYBALL

MEN



FINAL STANDINGS As of 11 JUL 2009

P4

Medal	Rank	Team
Gold	1	RUS - RUSSIAN FEDERATION
Silver	2	BRA - BRAZIL
Bronze	3	EGY - EGYPT
	4	CZE - CZECH REPUBLIC
	5	SRB - SERBIA
	6	CAN - CANADA
	7	POL - POLAND
	8	TUR - TURKEY
	9	UKR - UKRAINE
	10	KOR - KOREA
	11	SUI - SWITZERLAND
	12	MNE - MONTENEGRO
	13	JPN - JAPAN
	14	SWE - SWEDEN
	15	GER - GERMANY
	16	UAE - UNITED ARAB EMIRATES
	17	SLO - SLOVENIA
	18	GBR - GREAT BRITAIN
	19	AUS - AUSTRALIA
	20	HKG - HONG KONG CHINA
	21	RSA - SOUTH AFRICA
	22	CHN - CHINA
	23	LIB - LEBANON

Legend:

MVP Most Valuable Player



VOLLEYBALL

WOMEN



FINAL STANDINGS As of 10 JUL 2009

P4

Medal	Rank	Team
Gold	1	ITA - ITALY
Silver	2	SRB - SERBIA
Bronze	3	POL - POLAND
	4	RUS - RUSSIAN FEDERATION
	5	CHN - CHINA
	6	TPE - CHINESE TAIPEI
	7	JPN - JAPAN
	8	ESP - SPAIN
	9	TUR - TURKEY
	10	BRA - BRAZIL
	11	THA - THAILAND
	12	GBR - GREAT BRITAIN
	13	CAN - CANADA
	14	SLO - SLOVENIA
	15	SWE - SWEDEN
	16	MGL - MONGOLIA

Medallists
Men & Women

VOLLEYBALL

MEN



MEDALLISTS

GOLD	SILVER	BRONZE
RUS - RUSSIAN FEDERATION 1 C Kalinin Denis 3 Lipezin Alexey 4 Tkachev Nikita 5 Ilinykh Dmitry 7 L Sokolov Alexander 8 Biryukov Denis 9 Krasikov Dmitry 10 Danilov Roman 13 Shcherbinin Dmitry 16 Bagrey Sergey 17 Khabibullin Artem 18 Shestak Dmitry	BRA - BRAZIL 1 Cavalari Marcos 2 De Souza Mauricio 3 Moraes Denis 4 Lima Humberto 6 L Brendle Thiago 7 Temponi Bruno 8 C Cunha Jr Mauricio 9 Sens Thiago 10 Da Silva Aurivam 13 Lopes Theo 14 Carvalho Jr. Orestes 15 Batista Romulo	EGY - EGYPT 2 Abdel-Salam Abdalla 4 Salah El-Din Abdel-Hay Ahmed 5 Osman Ahmed Abdel - Latif 7 Ahmed Mohamed Mohamed 8 C Fathy Mohamed Youssef Saleh 9 Shebl El - Dosouky Rashad 11 Youssef Affi Ahmed 13 Abdel - Moneim Mohamed 15 Moustafa El - Koumy Mahmoud 16 Aly Seifelnasr Mohamed 18 Youssef Abdalla Hossam 19 L Essam El-Din Mohamed

Legend:

C Team Captain L Libero Player



FRI
10 JUL 2009

VOLLEYBALL

WOMEN



MEDALLISTS

GOLD	SILVER	BRONZE
<p>ITA - ITALY</p> <p>1 Di Crescenzo Manuela 7 Quaranta Annamaria 8 L Merlo Enrica 10 Pincerato Giulia 11 C Ortolani Serena 12 Angeloni Veronica 13 Arrighetti Valentina 14 Stufi Federica 15 Crisanti Lucia 16 Bosetti Lucia 17 Garzaro Ilaria 18 Barcellini Cristina</p>	<p>SRB - SERBIA</p> <p>1 C Nikolic Jelena 2 Brakocevic Jovana 3 Djerisilo Stankovic Ivana 5 Krsmanovic Natasa 6 Majstorovic Jasna 8 Antonijevic Ana 9 Vesovic Jovana 10 Ognjenovic Maja 11 Veljkovic Stefana 16 Rasic Milena 17 L Popovic Silvija 19 Bursac Sanja</p>	<p>POL - POLAND</p> <p>1 Kaczmar Anna 2 Sieczka Ewelina 3 Kosek Karolina 4 Wellna Katarzyna 5 Haladyn Marta 6 C Koczorowska Dominika 7 Okuniewska Berenika 8 Zaroslinska Katarzyna 10 Tkaczewska Krystyna 14 Kaczorowska Klaudia 15 Efimienko Zuzanna 18 L Maj Paulina</p>

Legend:

C Team Captain L Libero Player

